

Course Information		OUC													
Course: MA 241 002		170301													
Courses evaluated: MA 241 002															
Title: Calculus II															
Undergraduate Course															
Responses= 47 Enrolled= 120 Resp. Rate= 39.2%															
#	Question	Mean	5	4	3	2	1	NA	BL	StDev	SEM	Nq	Dept N	Dept Mean	Dept StDev
1	The instructor stated course objectives/outcomes	4.7	33	13	1	0	0	0	0	0.5	0.08	47	3,603	4.4	0.8
2	The instructor was receptive to students outside the classroom	4.8	35	11	0	0	0	1	1	0.4	0.06	46	3,470	4.3	0.9
3	The instructor explained material well.	4.6	29	15	3	0	0	0	0	0.6	0.09	47	3,586	4.1	1.1
4	The instructor was enthusiastic about teaching the course	4.7	34	12	1	0	0	0	0	0.5	0.07	47	3,603	4.3	0.9
5	The instructor was prepared for class	4.7	33	14	0	0	0	0	0	0.5	0.07	47	3,568	4.4	0.8
6	The instructor gave useful feedback.	4.6	28	18	1	0	0	0	0	0.5	0.08	47	3,551	4.1	1.0
7	The instructor consistently treated students with respect	4.7	32	15	0	0	0	0	0	0.5	0.07	47	3,594	4.5	0.8
8	Overall, the instructor was an effective teacher	4.6	30	15	2	0	0	0	0	0.6	0.08	47	3,583	4.2	1.1
9	The course readings were valuable aids to learning	4.2	20	16	7	2	0	1	2	0.9	0.13	45	3,105	4.0	1.0
10	The course assignments were valuable aids to learning	4.3	23	17	5	1	0	0	1	0.8	0.11	46	3,504	4.2	0.9
11	This course improved my knowledge of the subject	4.6	30	15	0	1	0	0	1	0.6	0.09	46	3,587	4.3	0.9
12	Overall, this course was excellent	4.5	26	16	3	1	0	0	1	0.7	0.11	46	3,582	4.0	1.1
13	Lab sessions contributed to mastery of course concepts	4.4	16	18	3	0	0	7	10	0.6	0.10	37	416	3.6	1.2
14	Lab facilities, equipment, supplies, etc. were adequate	4.4	15	7	4	0	0	17	21	0.8	0.15	26	353	4.0	0.9
15	The degree of lab difficulty was appropriate	4.2	10	19	4	0	0	11	14	0.6	0.11	33	390	3.9	0.9
16	Overall, the labs were effective learning experiences	4.2	12	19	5	0	0	8	11	0.7	0.11	36	405	3.7	1.2
17	The instructor established a welcoming learning environment for students from all populations.	4.6	24	18	0	0	0	0	5	0.5	0.08	42	561	4.5	0.7

Note: Results based on low response rates may not reflect the true class mean. Dept mean is for all undergraduate, or all graduate courses, offered by dept and is weighted by class size.

Course Information		OUC													
Course: MA 241 004		170301													
Courses evaluated: MA 241 004															
Title: Calculus II															
Undergraduate Course															
Responses= 63 Enrolled= 99 Resp. Rate= 63.6%															
#	Question	Mean	5	4	3	2	1	NA	BL	StDev	SEM	Nq	Dept N	Dept Mean	Dept StDev
1	The instructor stated course objectives/outcomes	4.5	38	16	5	1	1	0	3	0.8	0.11	61	4,917	4.3	0.9
2	The instructor was receptive to students outside the classroom	4.7	48	12	2	0	1	0	1	0.7	0.09	63	4,771	4.2	1.0
3	The instructor explained material well.	4.3	36	17	3	4	2	0	2	1.0	0.13	62	4,929	3.9	1.2
4	The instructor was enthusiastic about teaching the course	4.9	57	5	0	0	1	0	1	0.6	0.07	63	4,949	4.2	1.0
5	The instructor was prepared for class	4.5	40	18	3	0	1	0	2	0.7	0.09	62	4,923	4.3	0.9
6	The instructor gave useful feedback.	4.6	46	12	3	1	1	0	1	0.8	0.10	63	4,880	4.0	1.1
7	The instructor consistently treated students with respect	4.7	49	12	0	0	1	0	2	0.6	0.08	62	4,936	4.4	0.9
8	Overall, the instructor was an effective teacher	4.4	40	15	3	4	1	0	1	1.0	0.12	63	4,917	4.0	1.2
9	The course readings were valuable aids to learning	4.1	23	22	12	2	1	2	4	0.9	0.12	60	4,231	3.9	1.1
10	The course assignments were valuable aids to learning	4.0	25	23	7	5	2	0	2	1.1	0.14	62	4,846	4.1	1.0
11	This course improved my knowledge of the subject	4.4	39	16	4	1	2	0	2	0.9	0.12	62	4,924	4.2	1.0
12	Overall, this course was excellent	4.2	29	23	4	4	2	0	2	1.0	0.13	62	4,933	3.8	1.2
13	The instructor established a welcoming learning environment for students from all populations.	4.7	44	14	0	2	0	0	4	0.7	0.09	60	892	4.3	1.0

Note: Results based on low response rates may not reflect the true class mean. Dept mean is for all undergraduate, or all graduate courses, offered by dept and is weighted by class size.

Course Information		OUC													
Course: MA 241 006		170301													
Courses evaluated: MA 241 006															
Title: Calculus II Undergraduate Course															
Responses= 44 Enrolled= 78 Resp. Rate= 56.4%															
#	Question	Mean	5	4	3	2	1	NA	BL	StDev	SEM	Nq	Dept N	Dept Mean	Dept StDev
1	The instructor stated course objectives/outcomes	4.7	32	11	1	0	0	0	0	0.5	0.08	44	4,917	4.3	0.9
2	The instructor was receptive to students outside the classroom	4.8	36	7	1	0	0	0	0	0.5	0.07	44	4,771	4.2	1.0
3	The instructor explained material well.	4.8	34	9	1	0	0	0	0	0.5	0.07	44	4,929	3.9	1.2
4	The instructor was enthusiastic about teaching the course	4.9	40	4	0	0	0	0	0	0.3	0.04	44	4,949	4.2	1.0
5	The instructor was prepared for class	4.8	36	8	0	0	0	0	0	0.4	0.06	44	4,923	4.3	0.9
6	The instructor gave useful feedback.	4.7	33	10	1	0	0	0	0	0.5	0.08	44	4,880	4.0	1.1
7	The instructor consistently treated students with respect	4.8	35	9	0	0	0	0	0	0.4	0.06	44	4,936	4.4	0.9
8	Overall, the instructor was an effective teacher	4.8	35	8	1	0	0	0	0	0.5	0.07	44	4,917	4.0	1.2
9	The course readings were valuable aids to learning	4.3	22	11	7	2	0	2	2	0.9	0.14	42	4,231	3.9	1.1
10	The course assignments were valuable aids to learning	4.3	24	14	3	2	1	0	0	1.0	0.15	44	4,846	4.1	1.0
11	This course improved my knowledge of the subject	4.7	32	11	1	0	0	0	0	0.5	0.08	44	4,924	4.2	1.0
12	Overall, this course was excellent	4.6	30	10	4	0	0	0	0	0.7	0.10	44	4,933	3.8	1.2
13	The instructor established a welcoming learning environment for students from all populations.	4.8	37	6	1	0	0	0	0	0.4	0.07	44	892	4.3	1.0

Note: Results based on low response rates may not reflect the true class mean. Dept mean is for all undergraduate, or all graduate courses, offered by dept and is weighted by class size.

**Individual Report (Numerical Ratings Only)
for MATH 120-06: Introductory Calculus (Justin Webster)**

College of Charleston Course-Instructor Evaluations (Fall 2015)

Project Audience 20

Responses Received 19

Response Ratio 95.0%

Creation Date Thu, Dec 17, 2015

MATH 120-06: Introductory Calculus for (Justin Webster)

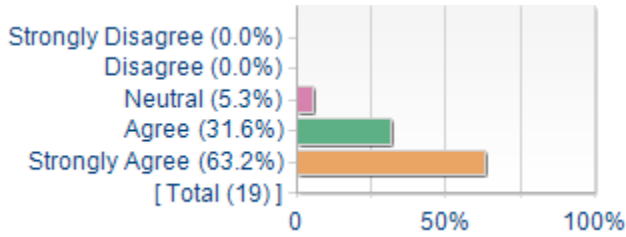
College of Charleston Course-Instructor Evaluations (Fall 2015)	
Raters	Section
Responded	19
Invited	20
Response Ratio	95.0%

Summary

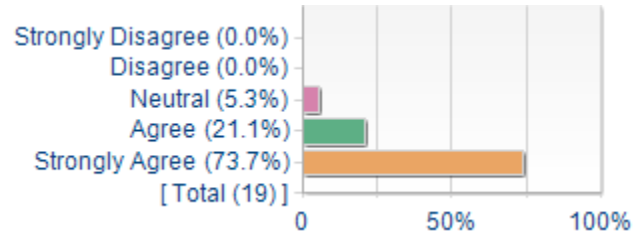
Question	Section			Department			Overall		
	Mean	Median	Standard Deviation	Mean	Median	Standard Deviation	Mean	Median	Standard Deviation
Course materials were well-prepared and carefully explained.	4.6	5.0	0.6	4.0	4.0	1.0	4.2	4.0	0.9
Course objectives were clearly stated and pursued.	4.7	5.0	0.6	4.1	4.0	1.0	4.3	5.0	0.9
Assignments, tests, and written work in the course reflected the content and emphasis of the course.	4.7	5.0	0.6	4.3	4.0	0.9	4.3	5.0	0.9
Required readings/texts were valuable.	3.8	4.0	0.8	3.9	4.0	1.1	4.1	4.0	1.0
Methods used for evaluating student work were fair and appropriate.	4.7	5.0	0.6	4.3	4.0	0.9	4.3	4.0	0.9
Feedback on graded assignments was valuable.	4.7	5.0	0.6	4.1	4.0	1.0	4.2	4.0	1.0
I found this course intellectually challenging and stimulating.	4.7	5.0	0.6	4.1	4.0	1.0	4.2	4.0	0.9
I have developed my skills and knowledge.	4.7	5.0	0.6	4.0	4.0	1.1	4.2	4.0	0.9
Students were encouraged to share knowledge and ideas.	4.5	5.0	0.6	3.8	4.0	1.1	4.3	5.0	0.9
This course increased my interest in the subject.	4.1	4.0	0.8	3.2	3.0	1.3	3.9	4.0	1.2
The instructor showed enthusiasm for teaching the subject.	4.8	5.0	0.5	4.4	5.0	0.9	4.6	5.0	0.7
The instructor showed interest in the learning and development of the students.	4.8	5.0	0.5	4.2	4.0	1.0	4.4	5.0	0.9
The instructor was adequately accessible to students during office hours or after class.	4.8	5.0	0.5	4.3	5.0	0.9	4.4	5.0	0.9
Overall this instructor is an effective teacher.	4.6	5.0	0.6	4.1	4.0	1.1	4.3	5.0	0.9
Overall, this is a good course.	4.5	5.0	0.7	3.9	4.0	1.1	4.2	4.0	1.0

Organization

1. Course materials were well-prepared and carefully explained.

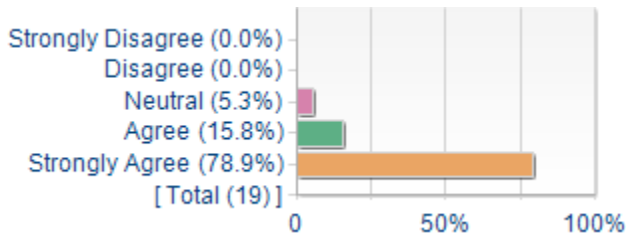


2. Course objectives were clearly stated and pursued.

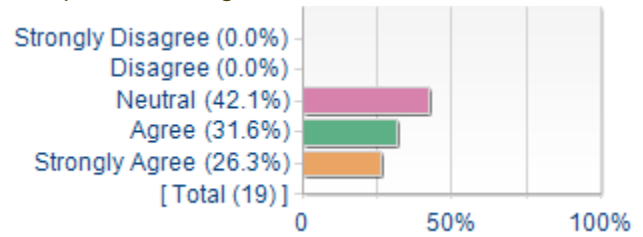


Assignments

1. Assignments, tests, and written work in the course reflected the content and emphasis of the course.

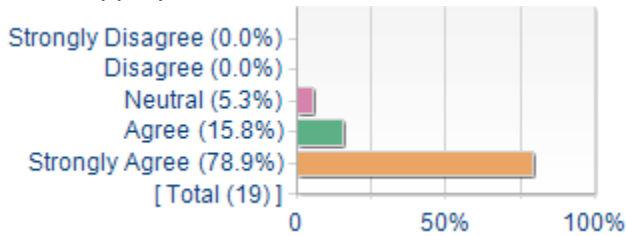


2. Required readings/texts were valuable.

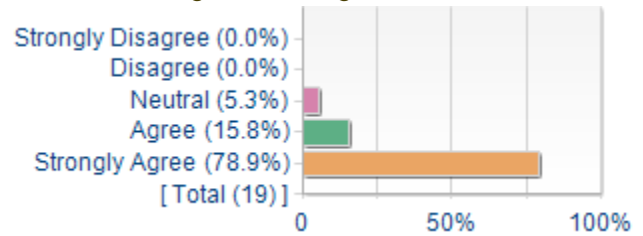


Grading

1. Methods used for evaluating student work were fair and appropriate.

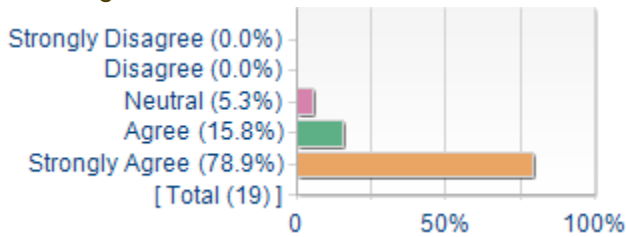


2. Feedback on graded assignments was valuable.

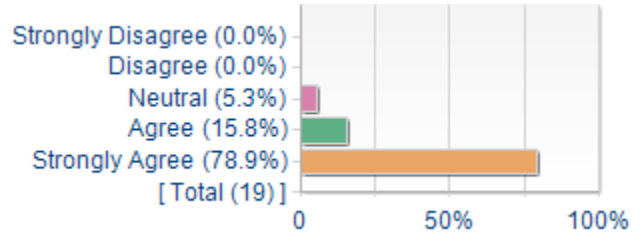


Learning

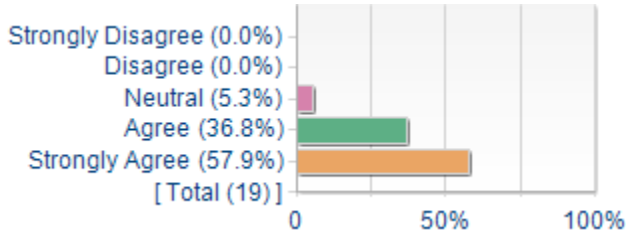
1. I found this course intellectually challenging and stimulating.



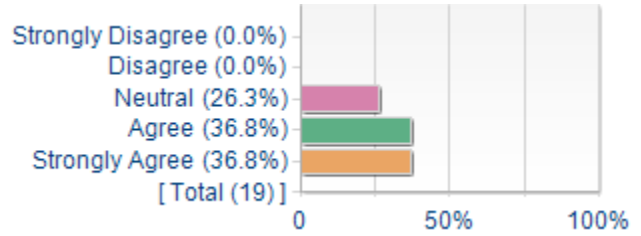
2. I have developed my skills and knowledge.



3. Students were encouraged to share knowledge and ideas.

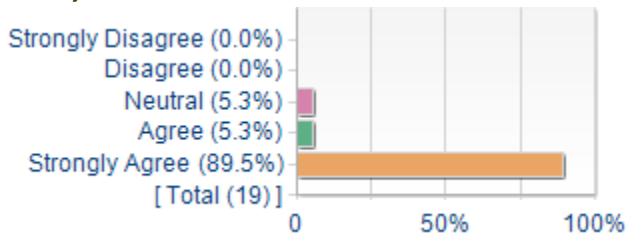


4. This course increased my interest in the subject.

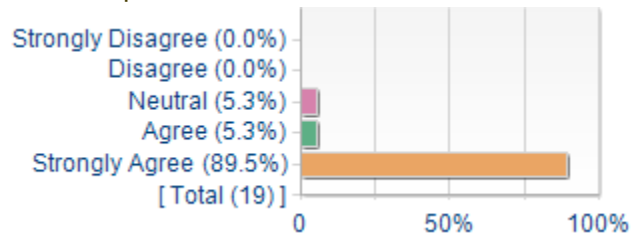


Instructor

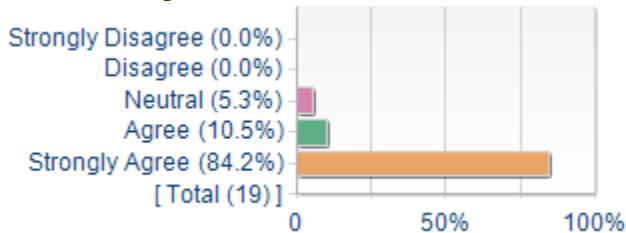
1. The instructor showed enthusiasm for teaching the subject.



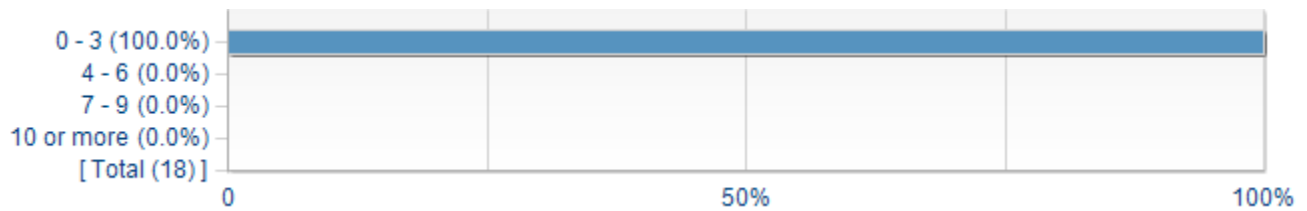
2. The instructor showed interest in the learning and development of the students.



3. The instructor was adequately accessible to students during office hours or after class.

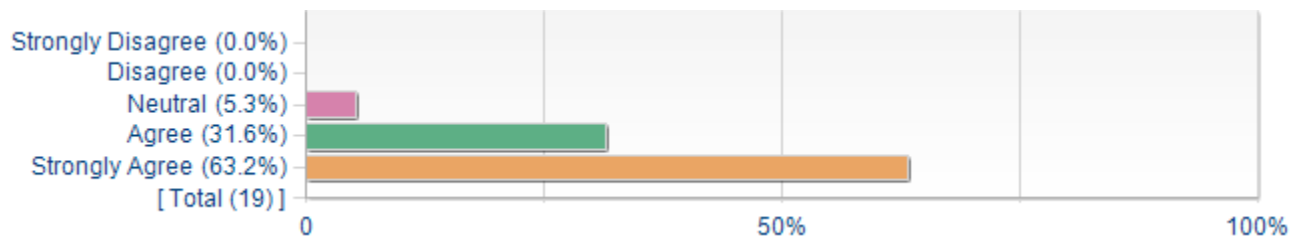


How many classes has the professor missed in this course?



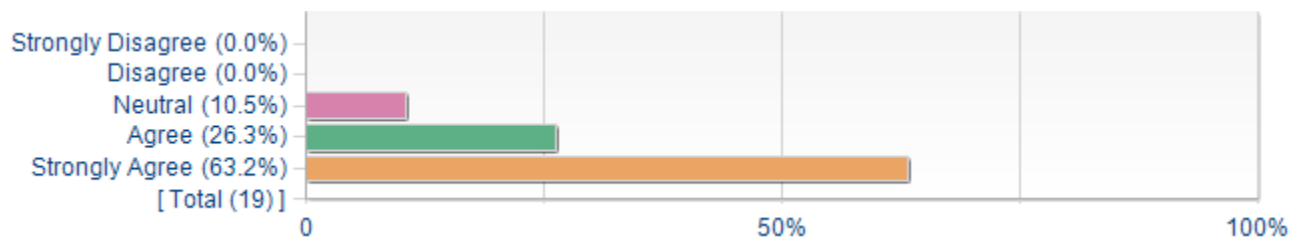
Question	Section	Department	Overall
	Mean	Mean	Mean
How many classes has the professor missed in this course?	1.0	1.0	1.0
Mean	1.0	1.0	1.0

Overall this instructor is an effective teacher.



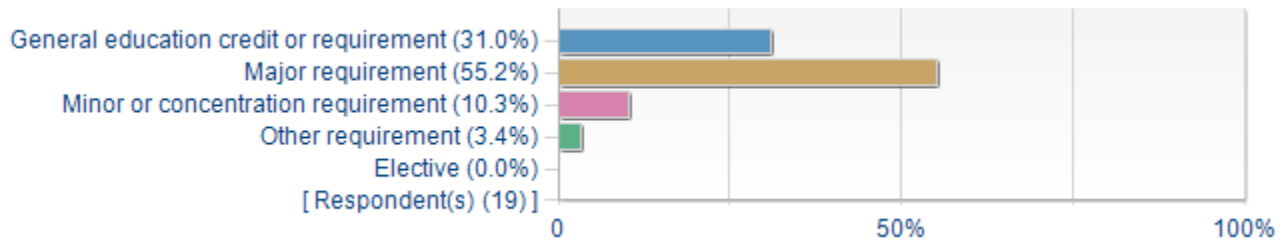
Question	Section	Department	Overall
	Mean	Mean	Mean
Overall this instructor is an effective teacher.	4.6	4.1	4.3
Mean	4.6	4.1	4.3

Overall, this is a good course.

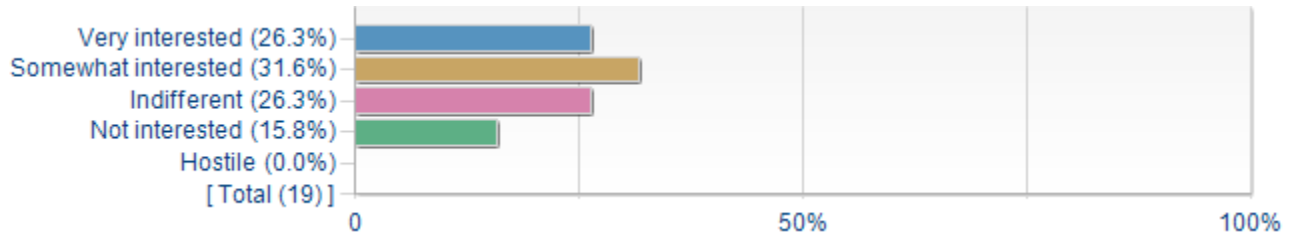


Question	Section	Department	Overall
	Mean	Mean	Mean
Overall, this is a good course.	4.5	3.9	4.2
Mean	4.5	3.9	4.2

Reason for taking this course:




Before enrolling in this course, how much interest did you have in taking it?



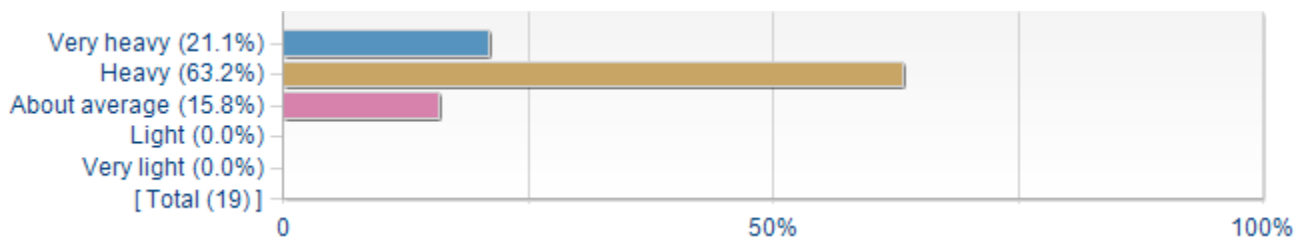
Question	Section	Department	Overall
	Mean	Mean	Mean
Before enrolling in this course, how much interest did you have in taking it?	2.3	2.9	2.2
Mean	2.3	2.9	2.2

How difficult did you find this course?



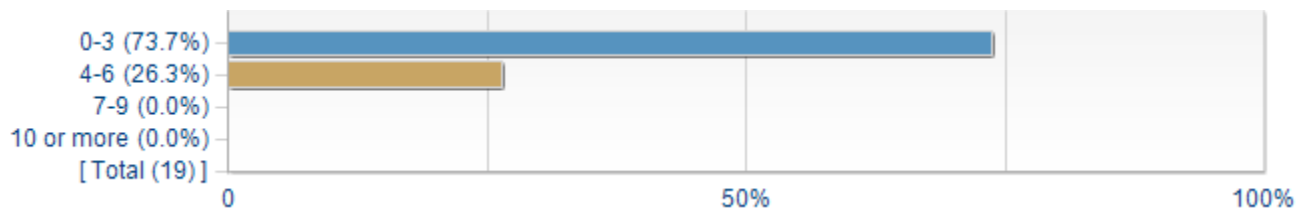
Question	Section	Department	Overall
	Mean	Mean	Mean
How difficult did you find this course?	1.8	2.4	2.6
Mean	1.8	2.4	2.6

The workload for this course was:



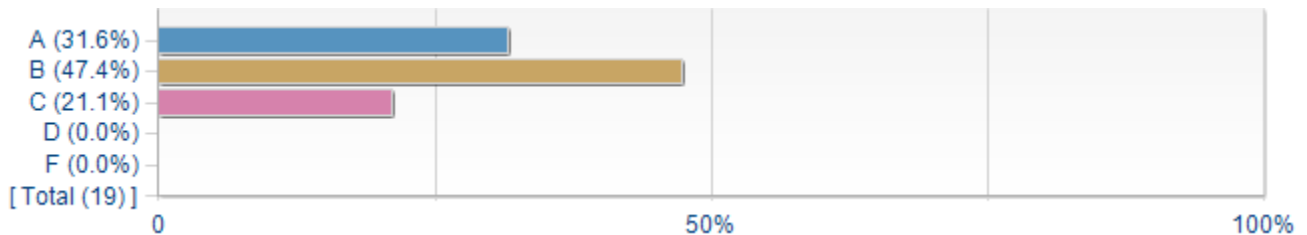
Question	Section	Department	Overall
	Mean	Mean	Mean
The workload for this course was:	1.9	2.9	2.9
Mean	1.9	2.9	2.9

How many classes (excused and unexcused) have you missed in this course?



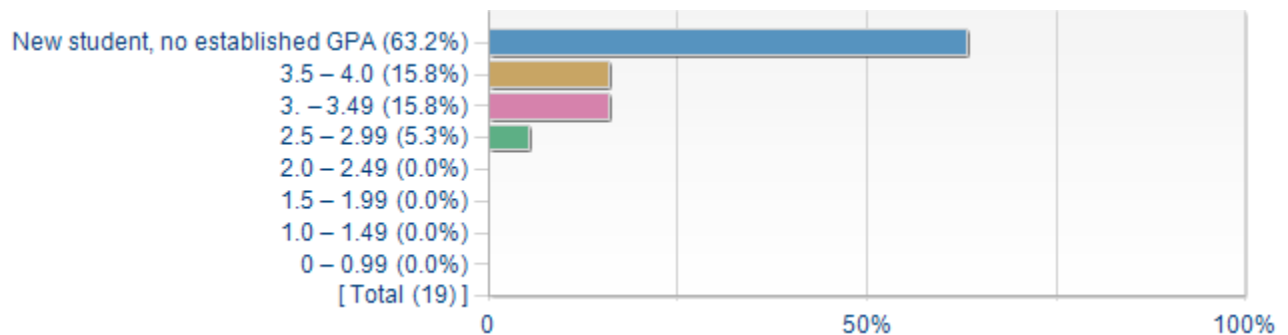
Question	Section	Department	Overall
	Mean	Mean	Mean
How many classes (excused and unexcused) have you missed in this course?	1.3	1.1	1.1
Mean	1.3	1.1	1.1

Expected grade in this course:



Question	Section	Department	Overall
	Mean	Mean	Mean
Expected grade in this course:	1.9	2.0	1.7
Mean	1.9	2.0	1.7

Your overall GPA:



Question	Section	Department	Overall
	Mean	Mean	Mean
Your overall GPA:	1.6	2.2	2.5
Mean	1.6	2.2	2.5

**Individual Report (Numerical Ratings Only)
for MATH 120-06: Introductory Calculus (Justin Webster)**

College of Charleston Course-Instructor Evaluations (Fall 2015)

Project Audience 20

Responses Received 19

Response Ratio 95.0%

Creation Date Thu, Dec 17, 2015

MATH 120-06: Introductory Calculus for (Justin Webster)

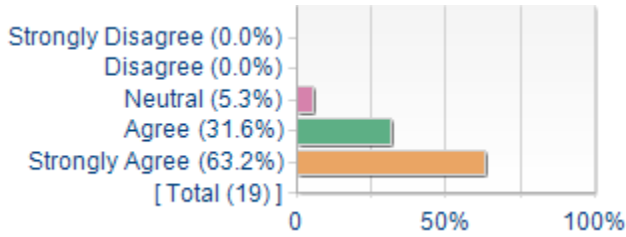
College of Charleston Course-Instructor Evaluations (Fall 2015)	
Raters	Section
Responded	19
Invited	20
Response Ratio	95.0%

Summary

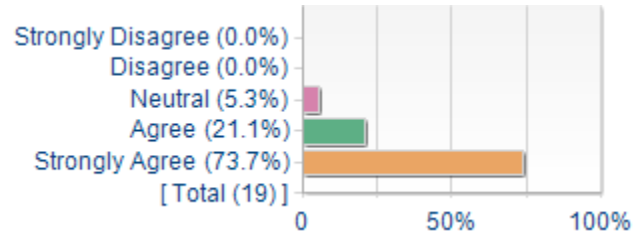
Question	Section			Department			Overall		
	Mean	Median	Standard Deviation	Mean	Median	Standard Deviation	Mean	Median	Standard Deviation
Course materials were well-prepared and carefully explained.	4.6	5.0	0.6	4.0	4.0	1.0	4.2	4.0	0.9
Course objectives were clearly stated and pursued.	4.7	5.0	0.6	4.1	4.0	1.0	4.3	5.0	0.9
Assignments, tests, and written work in the course reflected the content and emphasis of the course.	4.7	5.0	0.6	4.3	4.0	0.9	4.3	5.0	0.9
Required readings/texts were valuable.	3.8	4.0	0.8	3.9	4.0	1.1	4.1	4.0	1.0
Methods used for evaluating student work were fair and appropriate.	4.7	5.0	0.6	4.3	4.0	0.9	4.3	4.0	0.9
Feedback on graded assignments was valuable.	4.7	5.0	0.6	4.1	4.0	1.0	4.2	4.0	1.0
I found this course intellectually challenging and stimulating.	4.7	5.0	0.6	4.1	4.0	1.0	4.2	4.0	0.9
I have developed my skills and knowledge.	4.7	5.0	0.6	4.0	4.0	1.1	4.2	4.0	0.9
Students were encouraged to share knowledge and ideas.	4.5	5.0	0.6	3.8	4.0	1.1	4.3	5.0	0.9
This course increased my interest in the subject.	4.1	4.0	0.8	3.2	3.0	1.3	3.9	4.0	1.2
The instructor showed enthusiasm for teaching the subject.	4.8	5.0	0.5	4.4	5.0	0.9	4.6	5.0	0.7
The instructor showed interest in the learning and development of the students.	4.8	5.0	0.5	4.2	4.0	1.0	4.4	5.0	0.9
The instructor was adequately accessible to students during office hours or after class.	4.8	5.0	0.5	4.3	5.0	0.9	4.4	5.0	0.9
Overall this instructor is an effective teacher.	4.6	5.0	0.6	4.1	4.0	1.1	4.3	5.0	0.9
Overall, this is a good course.	4.5	5.0	0.7	3.9	4.0	1.1	4.2	4.0	1.0

Organization

1. Course materials were well-prepared and carefully explained.

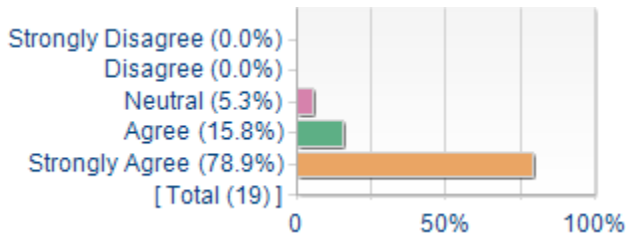


2. Course objectives were clearly stated and pursued.

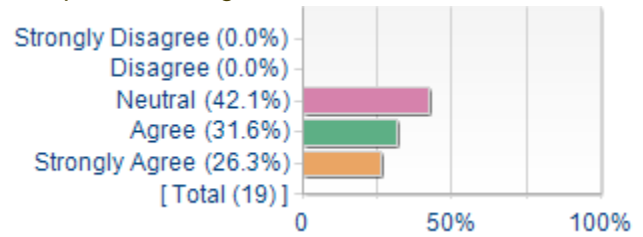


Assignments

1. Assignments, tests, and written work in the course reflected the content and emphasis of the course.

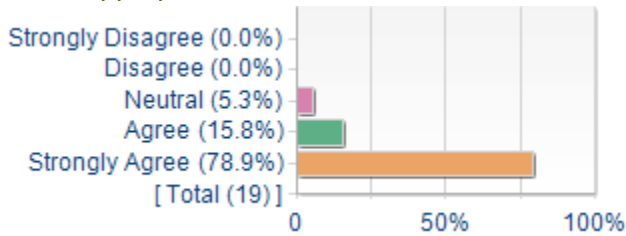


2. Required readings/texts were valuable.

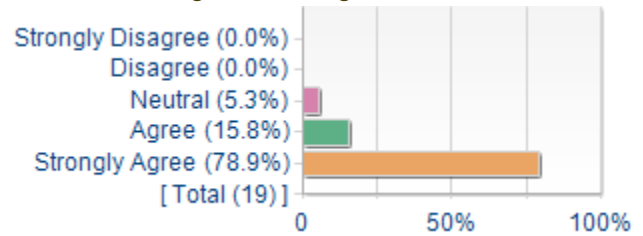


Grading

1. Methods used for evaluating student work were fair and appropriate.

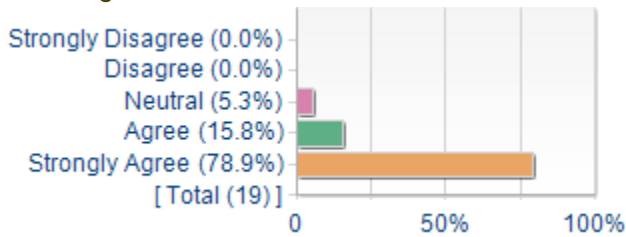


2. Feedback on graded assignments was valuable.

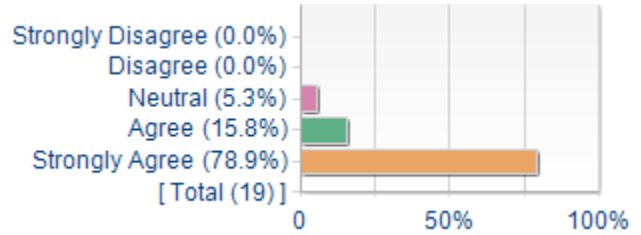


Learning

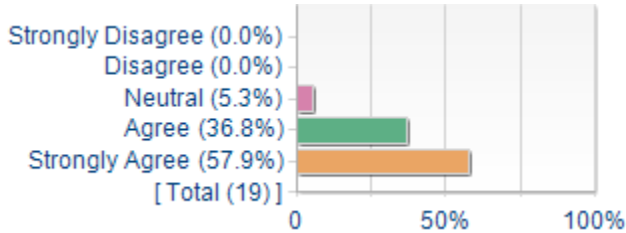
1. I found this course intellectually challenging and stimulating.



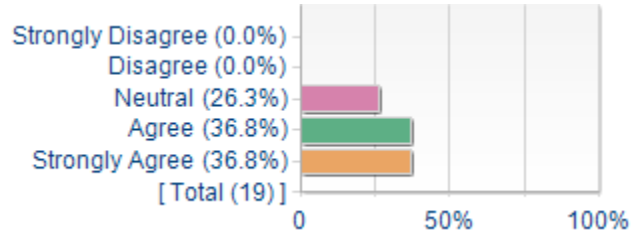
2. I have developed my skills and knowledge.



3. Students were encouraged to share knowledge and ideas.

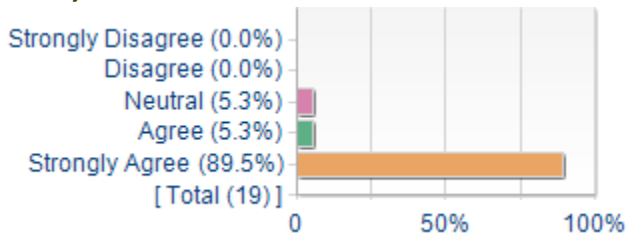


4. This course increased my interest in the subject.

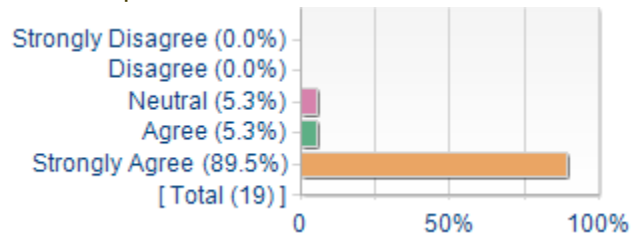


Instructor

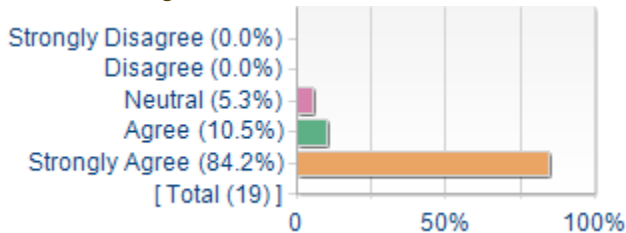
1. The instructor showed enthusiasm for teaching the subject.



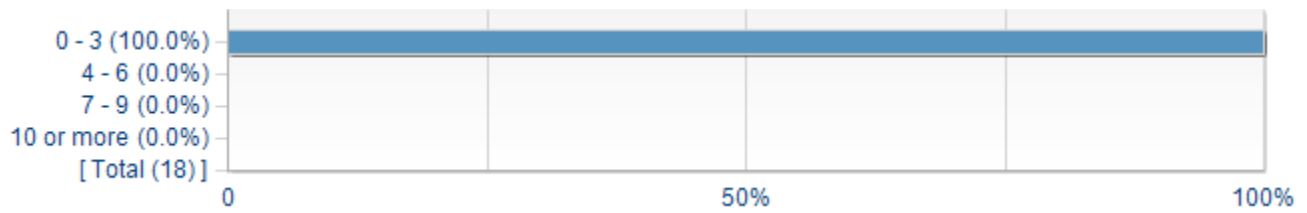
2. The instructor showed interest in the learning and development of the students.



3. The instructor was adequately accessible to students during office hours or after class.

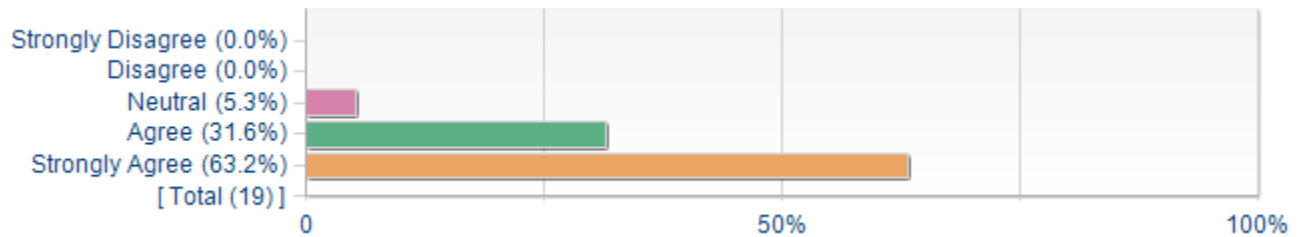


How many classes has the professor missed in this course?



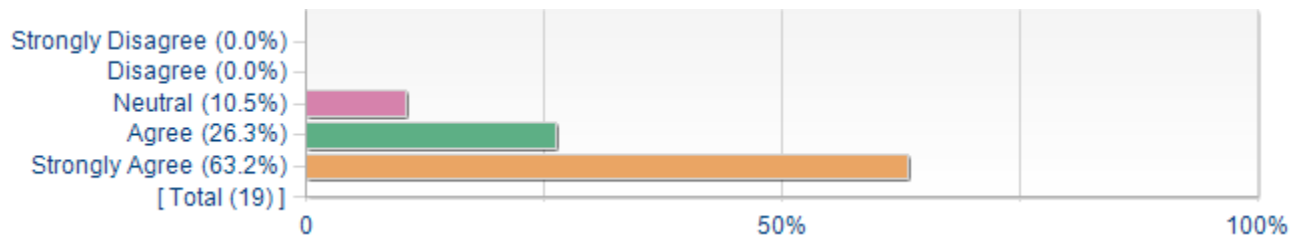
Question	Section	Department	Overall
	Mean	Mean	Mean
How many classes has the professor missed in this course?	1.0	1.0	1.0
Mean	1.0	1.0	1.0

Overall this instructor is an effective teacher.



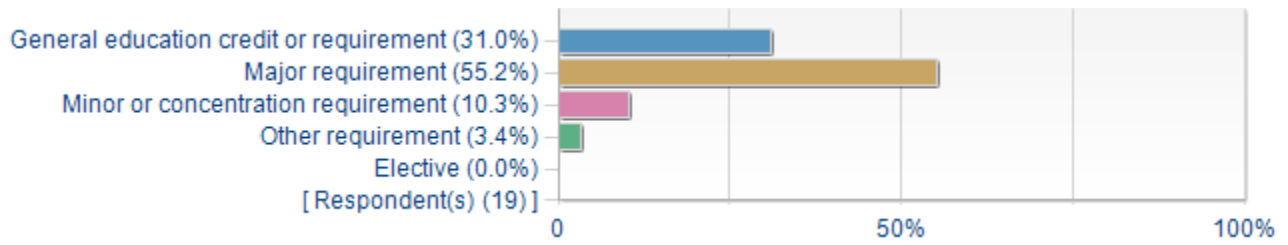
Question	Section	Department	Overall
	Mean	Mean	Mean
Overall this instructor is an effective teacher.	4.6	4.1	4.3
Mean	4.6	4.1	4.3

Overall, this is a good course.

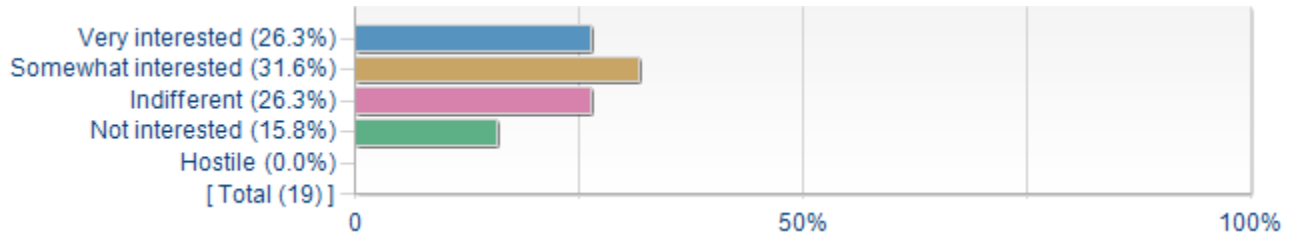


Question	Section	Department	Overall
	Mean	Mean	Mean
Overall, this is a good course.	4.5	3.9	4.2
Mean	4.5	3.9	4.2

Reason for taking this course:




Before enrolling in this course, how much interest did you have in taking it?



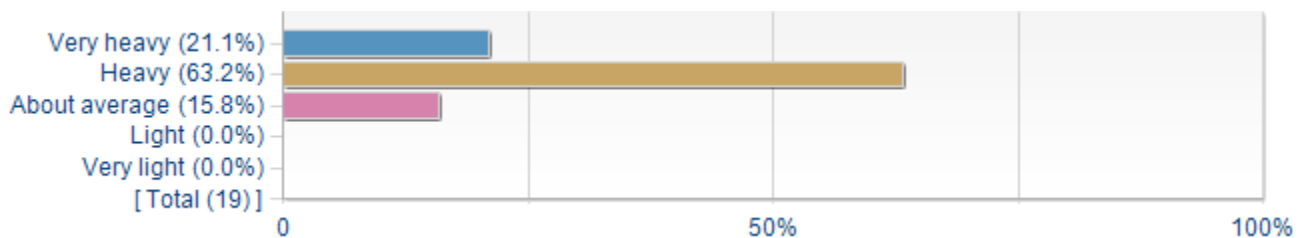
Question	Section	Department	Overall
	Mean	Mean	Mean
Before enrolling in this course, how much interest did you have in taking it?	2.3	2.9	2.2
Mean	2.3	2.9	2.2

How difficult did you find this course?



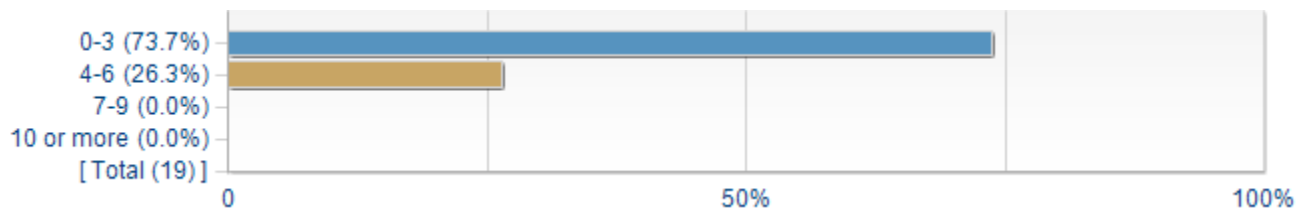
Question	Section	Department	Overall
	Mean	Mean	Mean
How difficult did you find this course?	1.8	2.4	2.6
Mean	1.8	2.4	2.6

The workload for this course was:



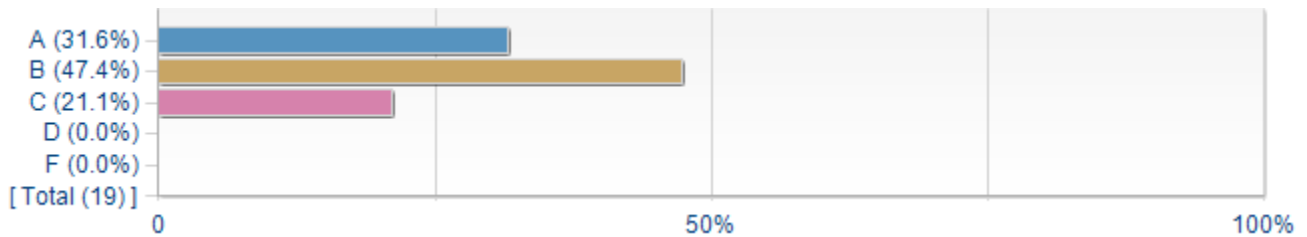
Question	Section	Department	Overall
	Mean	Mean	Mean
The workload for this course was:	1.9	2.9	2.9
Mean	1.9	2.9	2.9

How many classes (excused and unexcused) have you missed in this course?



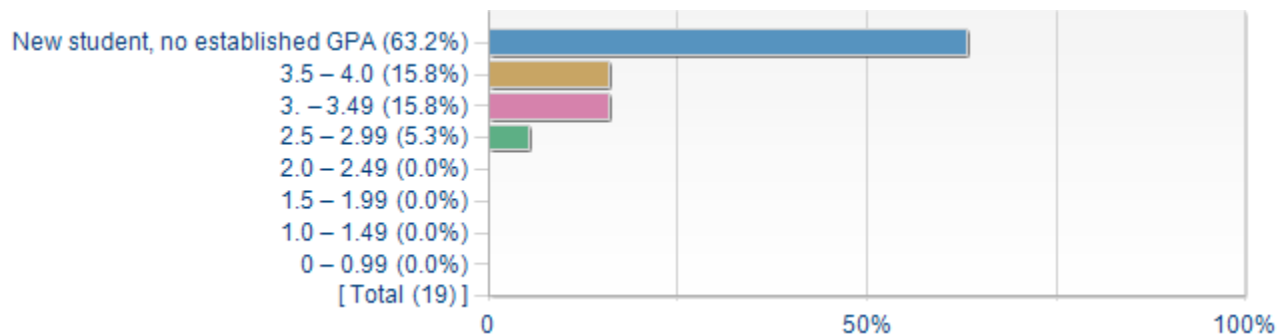
Question	Section	Department	Overall
	Mean	Mean	Mean
How many classes (excused and unexcused) have you missed in this course?	1.3	1.1	1.1
Mean	1.3	1.1	1.1

Expected grade in this course:



Question	Section	Department	Overall
	Mean	Mean	Mean
Expected grade in this course:	1.9	2.0	1.7
Mean	1.9	2.0	1.7

Your overall GPA:



Question	Section	Department	Overall
	Mean	Mean	Mean
Your overall GPA:	1.6	2.2	2.5
Mean	1.6	2.2	2.5

**Individual Report (Numerical Ratings Only)
for MATH 105-08: Calc for Bus & Soc Scien (Justin Webster)**

College of Charleston Course-Instructor Evaluations (Spring 2016)

Project Audience 25

Responses Received 18

Response Ratio 72.0%

Creation Date Mon, May 02, 2016

MATH 105-08: Calc for Bus & Soc Scien for (Justin Webster)

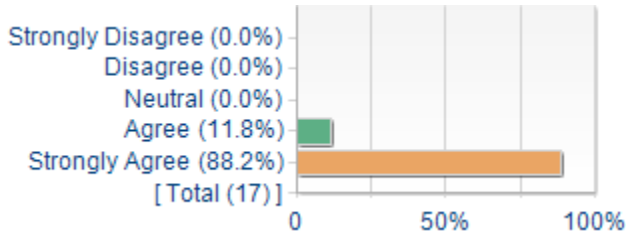
College of Charleston Course-Instructor Evaluations (Spring 2016)	
Raters	Section
Responded	18
Invited	25
Response Ratio	72.0%

Summary

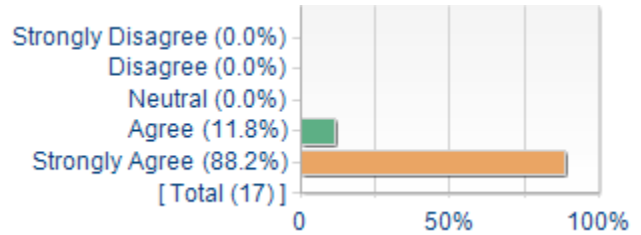
Question	Section			Department (MATH)			Overall		
	Mean	Median	Standard Deviation	Mean	Median	Standard Deviation	Mean	Median	Standard Deviation
Course materials were well-prepared and carefully explained.	4.9	5.0	0.3	4.2	4.0	0.9	4.3	5.0	0.9
Course objectives were clearly stated and pursued.	4.9	5.0	0.3	4.2	4.0	0.9	4.3	5.0	0.9
Assignments, tests, and written work in the course reflected the content and emphasis of the course.	4.6	5.0	0.6	4.3	4.0	0.9	4.4	5.0	0.8
Required readings/texts were valuable.	4.2	5.0	1.0	4.0	4.0	1.0	4.2	4.0	1.0
Methods used for evaluating student work were fair and appropriate.	4.8	5.0	0.5	4.3	4.0	0.9	4.3	5.0	0.9
Feedback on graded assignments was valuable.	4.8	5.0	0.6	4.2	4.0	0.9	4.2	4.0	1.0
I found this course intellectually challenging and stimulating.	4.6	5.0	0.6	4.2	4.0	0.9	4.2	4.0	0.9
I have developed my skills and knowledge.	4.9	5.0	0.3	4.1	4.0	1.0	4.3	4.0	0.9
Students were encouraged to share knowledge and ideas.	4.9	5.0	0.3	4.0	4.0	1.0	4.3	5.0	0.9
This course increased my interest in the subject.	4.1	5.0	1.2	3.3	3.0	1.3	4.0	4.0	1.2
The instructor showed enthusiasm for teaching the subject.	5.0	5.0	0.0	4.4	5.0	0.8	4.6	5.0	0.7
The instructor showed interest in the learning and development of the students.	4.9	5.0	0.2	4.4	5.0	0.9	4.5	5.0	0.8
The instructor was adequately accessible to students during office hours or after class.	5.0	5.0	0.0	4.4	5.0	0.9	4.4	5.0	0.8
Overall this instructor is an effective teacher.	4.9	5.0	0.2	4.2	4.0	1.0	4.4	5.0	0.9
Overall, this is a good course.	4.8	5.0	0.5	4.0	4.0	1.1	4.2	4.0	0.9

Organization

1. Course materials were well-prepared and carefully explained.

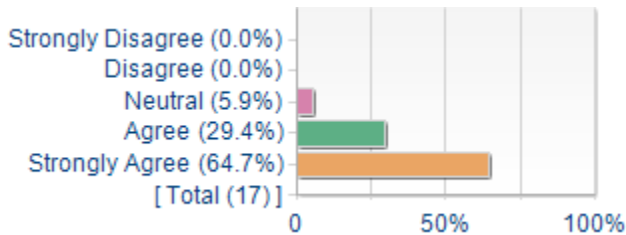


2. Course objectives were clearly stated and pursued.

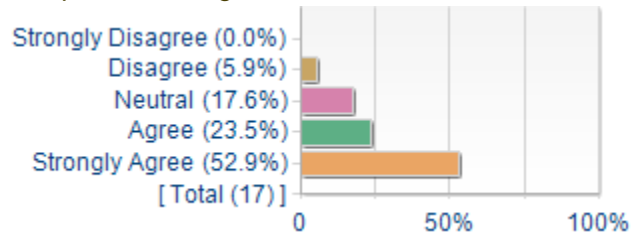


Assignments

1. Assignments, tests, and written work in the course reflected the content and emphasis of the course.

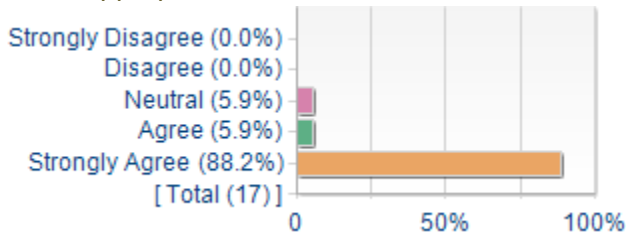


2. Required readings/texts were valuable.

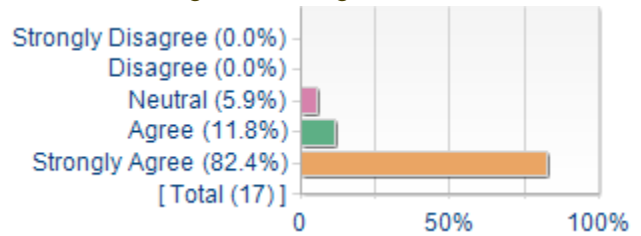


Grading

1. Methods used for evaluating student work were fair and appropriate.

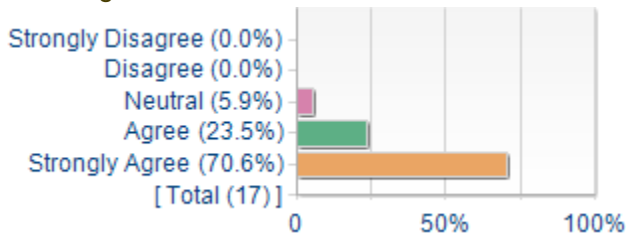


2. Feedback on graded assignments was valuable.

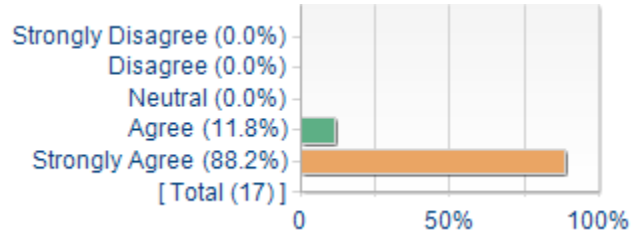


Learning

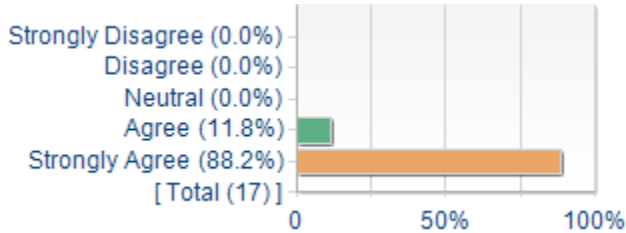
1. I found this course intellectually challenging and stimulating.



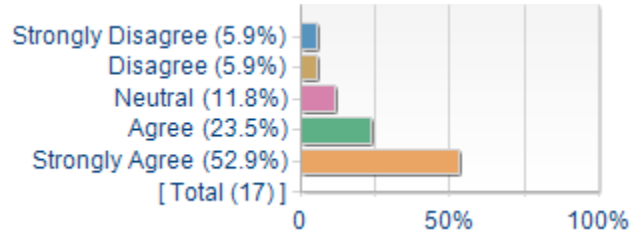
2. I have developed my skills and knowledge.



3. Students were encouraged to share knowledge and ideas.

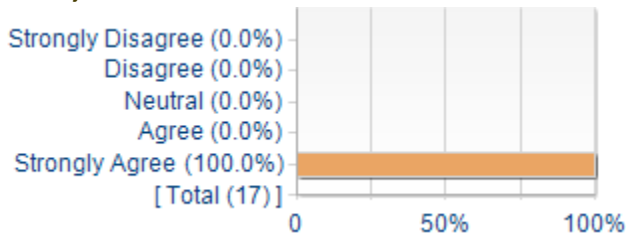


4. This course increased my interest in the subject.

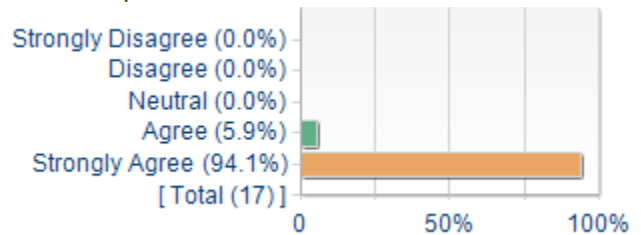


Instructor

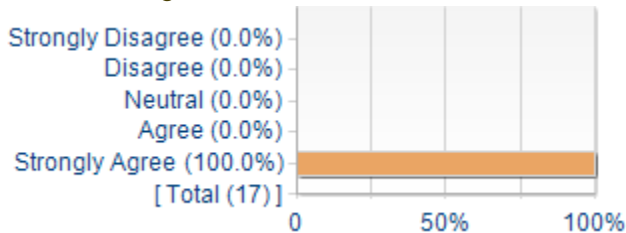
1. The instructor showed enthusiasm for teaching the subject.



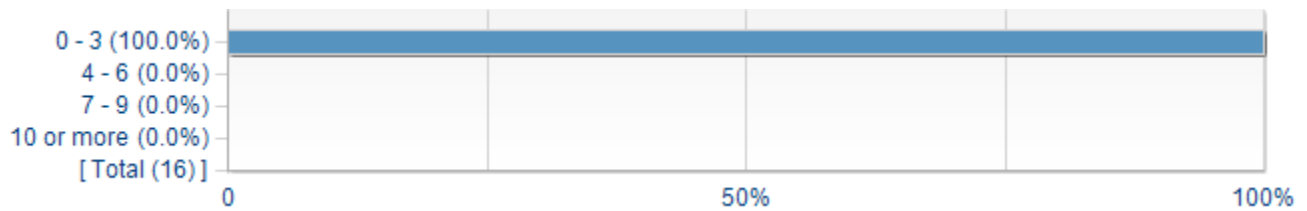
2. The instructor showed interest in the learning and development of the students.



3. The instructor was adequately accessible to students during office hours or after class.

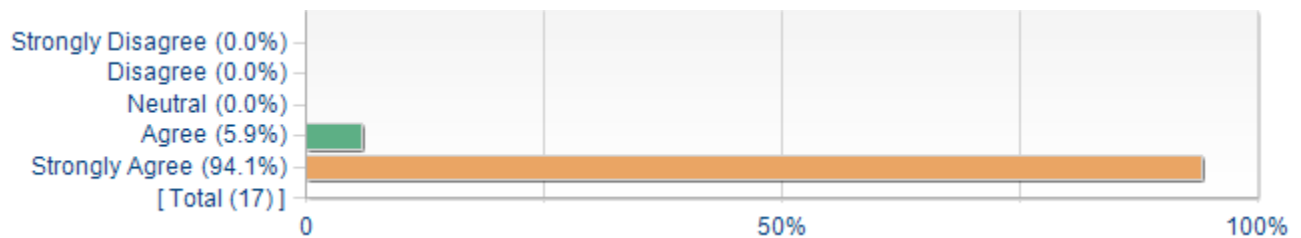


How many classes has the professor missed in this course?



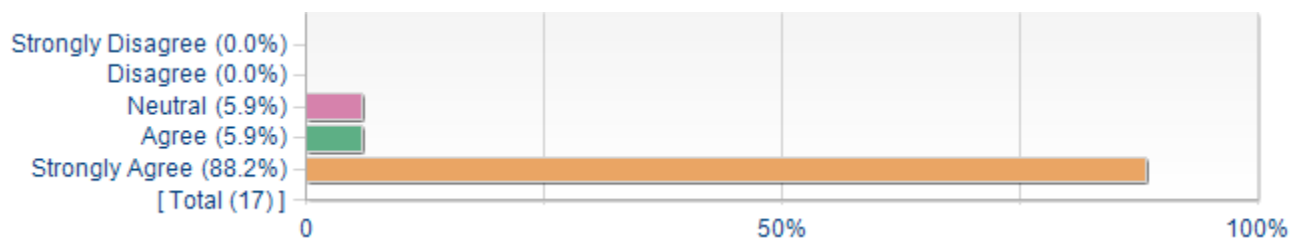
Question	Section	Department (MATH)	Overall
	Mean	Mean	Mean
How many classes has the professor missed in this course?	1.0	1.1	1.0
Mean	1.0	1.1	1.0

Overall this instructor is an effective teacher.



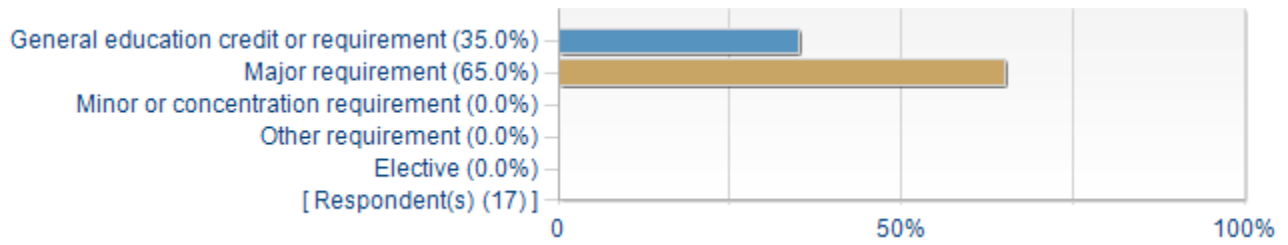
Question	Section	Department (MATH)	Overall
	Mean	Mean	Mean
Overall this instructor is an effective teacher.	4.9	4.2	4.4
Mean	4.9	4.2	4.4

Overall, this is a good course.

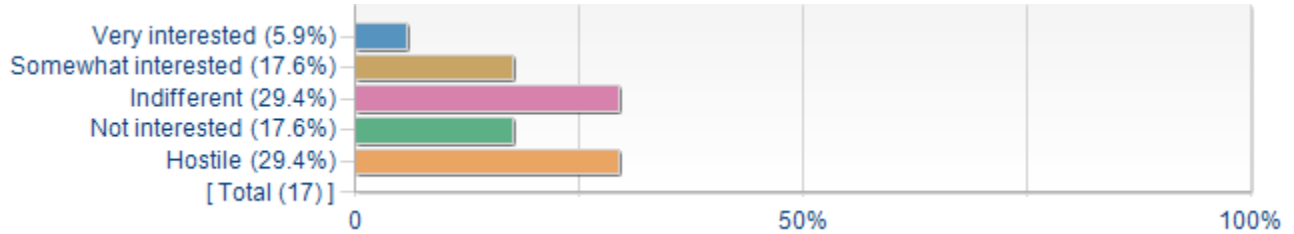


Question	Section	Department (MATH)	Overall
	Mean	Mean	Mean
Overall, this is a good course.	4.8	4.0	4.3
Mean	4.8	4.0	4.3

Reason for taking this course:

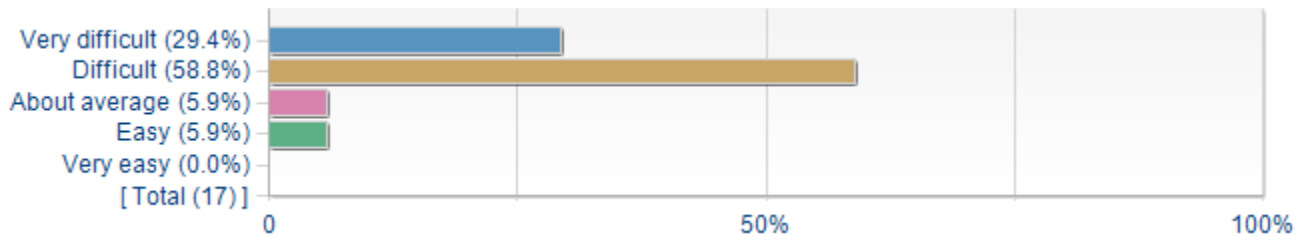


Before enrolling in this course, how much interest did you have in taking it?



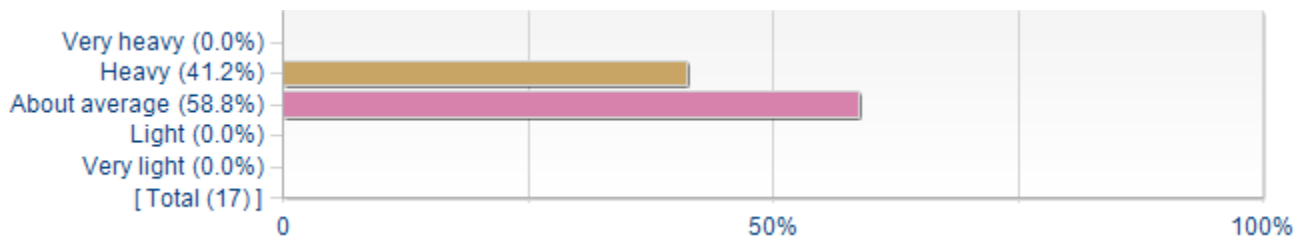
Question	Section	Department (MATH)	Overall
	Mean	Mean	Mean
Before enrolling in this course, how much interest did you have in taking it?	3.5	3.0	2.2
Mean	3.5	3.0	2.2

How difficult did you find this course?



Question	Section	Department (MATH)	Overall
	Mean	Mean	Mean
How difficult did you find this course?	1.9	2.3	2.6
Mean	1.9	2.3	2.6

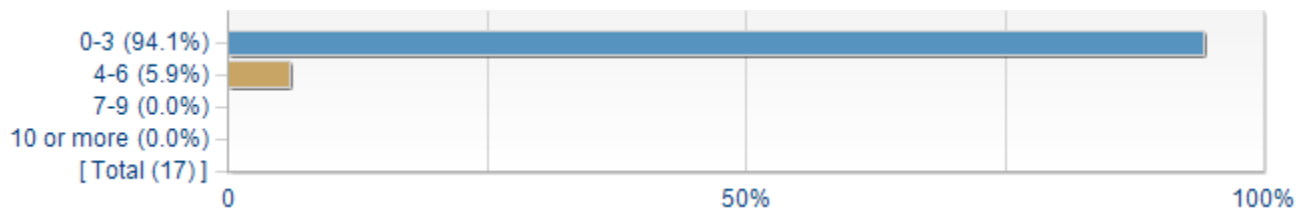
The workload for this course was:



Question	Section	Department (MATH)	Overall
	Mean	Mean	Mean
The workload for this course was:	2.6	2.7	2.9

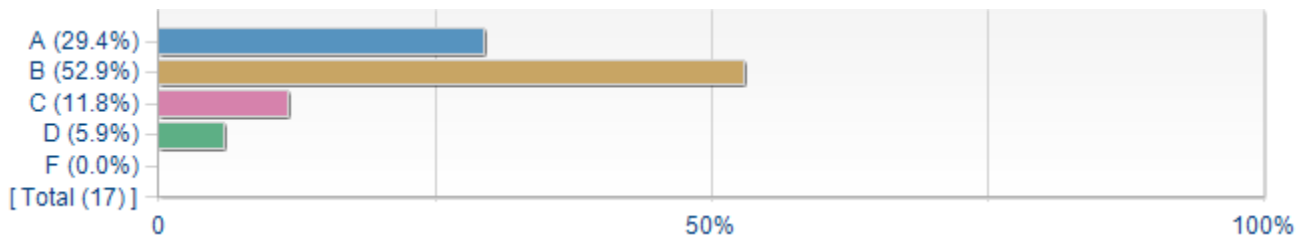
	Mean	2.6	2.7	2.9
--	-------------	-----	-----	-----

How many classes (excused and unexcused) have you missed in this course?



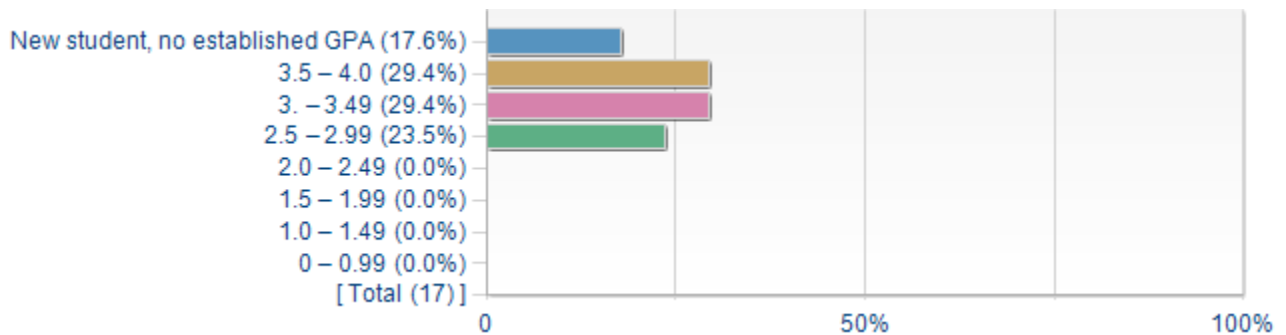
Question	Section	Department (MATH)	Overall
	Mean	Mean	Mean
How many classes (excused and unexcused) have you missed in this course?	1.1	1.1	1.1
Mean	1.1	1.1	1.1

Expected grade in this course:



Question	Section	Department (MATH)	Overall
	Mean	Mean	Mean
Expected grade in this course:	1.9	2.1	1.7
Mean	1.9	2.1	1.7

Your overall GPA:



Question	Section	Department (MATH)	Overall
	Mean	Mean	Mean
Your overall GPA:	2.6	2.9	3.0
Mean	2.6	2.9	3.0

**Individual Report (Numerical Ratings Only)
for MATH 105-06: Calc for Bus & Soc Scien (Justin Webster)**

College of Charleston Course-Instructor Evaluations (Spring 2016)

Project Audience 26
Responses Received 21
Response Ratio 80.8%

Creation Date Mon, May 02, 2016

MATH 105-06: Calc for Bus & Soc Scien for (Justin Webster)

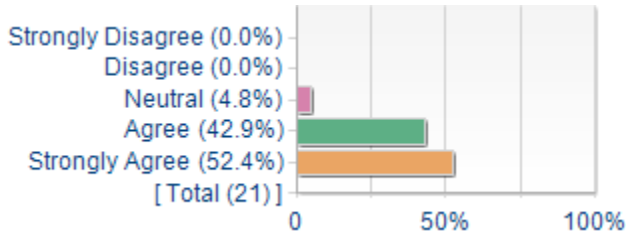
College of Charleston Course-Instructor Evaluations (Spring 2016)	
Raters	Section
Responded	21
Invited	26
Response Ratio	80.8%

Summary

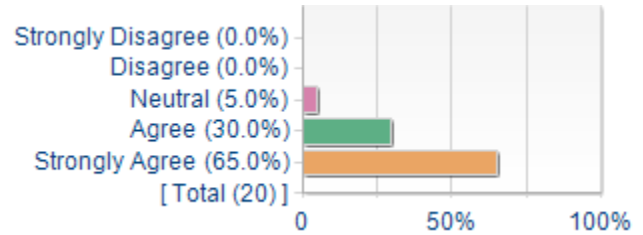
Question	Section			Department (MATH)			Overall		
	Mean	Median	Standard Deviation	Mean	Median	Standard Deviation	Mean	Median	Standard Deviation
Course materials were well-prepared and carefully explained.	4.5	5.0	0.6	4.2	4.0	0.9	4.3	5.0	0.9
Course objectives were clearly stated and pursued.	4.6	5.0	0.6	4.2	4.0	0.9	4.3	5.0	0.9
Assignments, tests, and written work in the course reflected the content and emphasis of the course.	4.4	5.0	0.8	4.3	4.0	0.9	4.4	5.0	0.8
Required readings/texts were valuable.	4.0	4.0	0.8	4.0	4.0	1.0	4.2	4.0	1.0
Methods used for evaluating student work were fair and appropriate.	4.7	5.0	0.6	4.3	4.0	0.9	4.3	5.0	0.9
Feedback on graded assignments was valuable.	4.6	5.0	0.6	4.2	4.0	0.9	4.2	4.0	1.0
I found this course intellectually challenging and stimulating.	4.7	5.0	0.6	4.2	4.0	0.9	4.2	4.0	0.9
I have developed my skills and knowledge.	4.5	5.0	0.8	4.1	4.0	1.0	4.3	4.0	0.9
Students were encouraged to share knowledge and ideas.	4.6	5.0	0.6	4.0	4.0	1.0	4.3	5.0	0.9
This course increased my interest in the subject.	3.5	3.0	1.2	3.3	3.0	1.3	4.0	4.0	1.2
The instructor showed enthusiasm for teaching the subject.	4.8	5.0	0.5	4.4	5.0	0.8	4.6	5.0	0.7
The instructor showed interest in the learning and development of the students.	4.8	5.0	0.5	4.4	5.0	0.9	4.5	5.0	0.8
The instructor was adequately accessible to students during office hours or after class.	4.8	5.0	0.5	4.4	5.0	0.9	4.4	5.0	0.8
Overall this instructor is an effective teacher.	4.7	5.0	0.7	4.2	4.0	1.0	4.4	5.0	0.9
Overall, this is a good course.	4.4	5.0	0.9	4.0	4.0	1.1	4.2	4.0	0.9

Organization

1. Course materials were well-prepared and carefully explained.

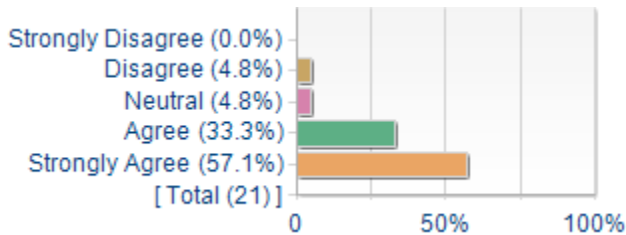


2. Course objectives were clearly stated and pursued.

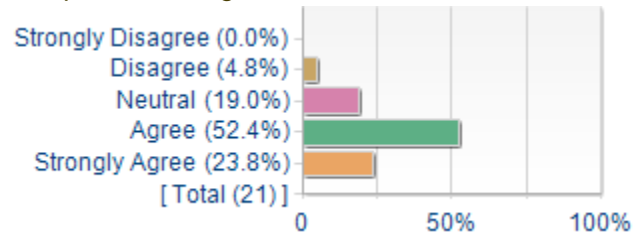


Assignments

1. Assignments, tests, and written work in the course reflected the content and emphasis of the course.

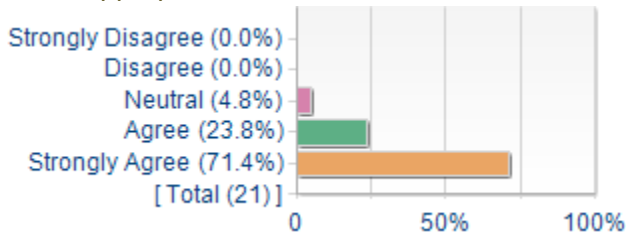


2. Required readings/texts were valuable.

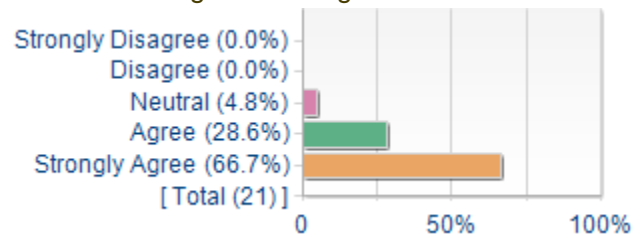


Grading

1. Methods used for evaluating student work were fair and appropriate.

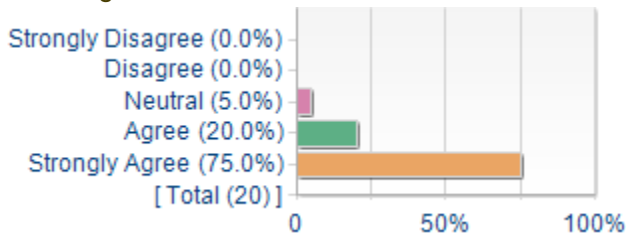


2. Feedback on graded assignments was valuable.

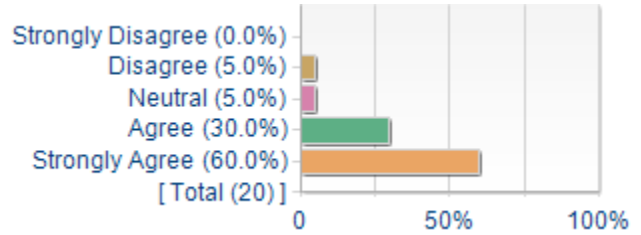


Learning

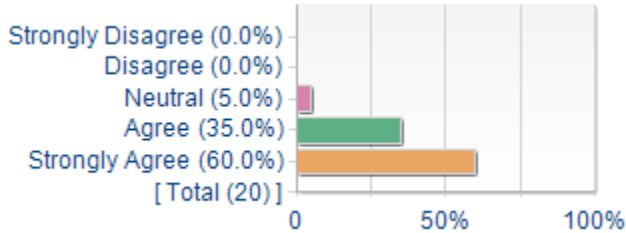
1. I found this course intellectually challenging and stimulating.



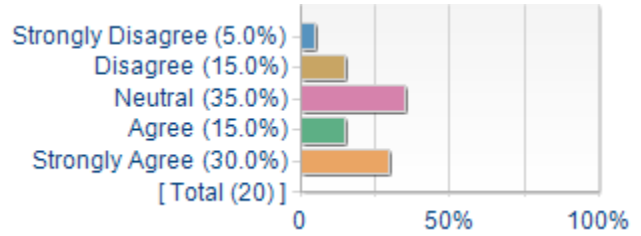
2. I have developed my skills and knowledge.



3. Students were encouraged to share knowledge and ideas.

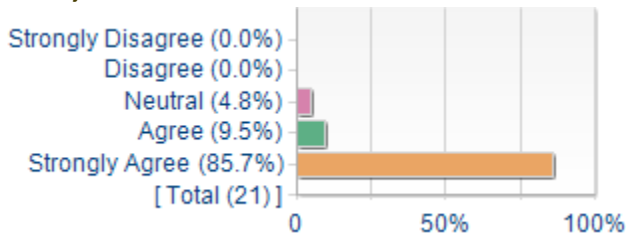


4. This course increased my interest in the subject.

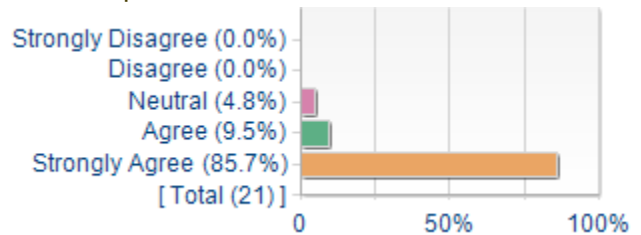


Instructor

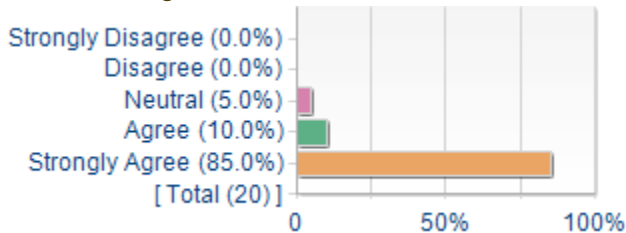
1. The instructor showed enthusiasm for teaching the subject.



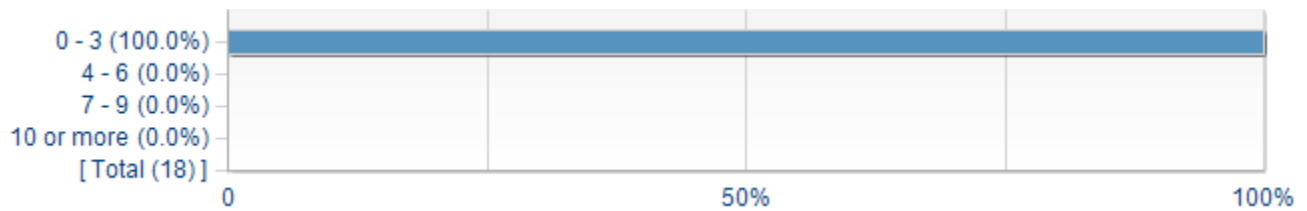
2. The instructor showed interest in the learning and development of the students.



3. The instructor was adequately accessible to students during office hours or after class.

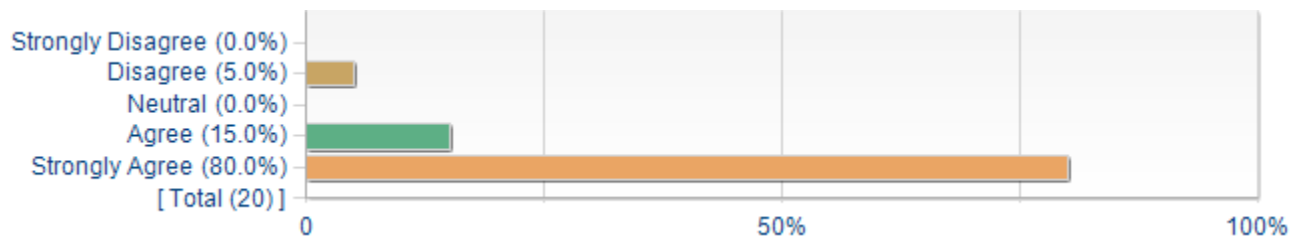


How many classes has the professor missed in this course?



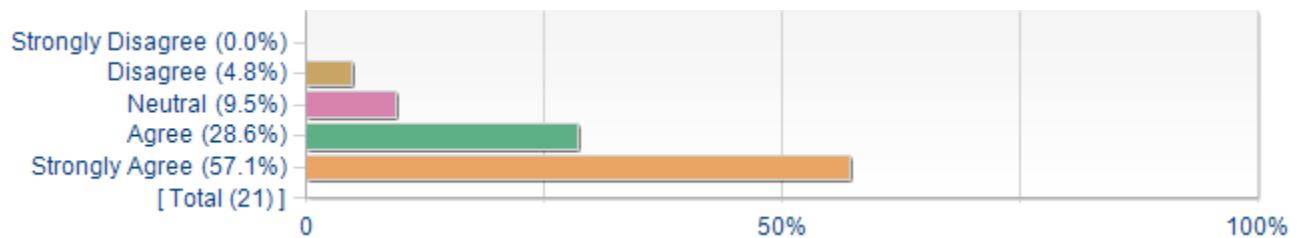
Question	Section	Department (MATH)	Overall
	Mean	Mean	Mean
How many classes has the professor missed in this course?	1.0	1.1	1.0
Mean	1.0	1.1	1.0

Overall this instructor is an effective teacher.



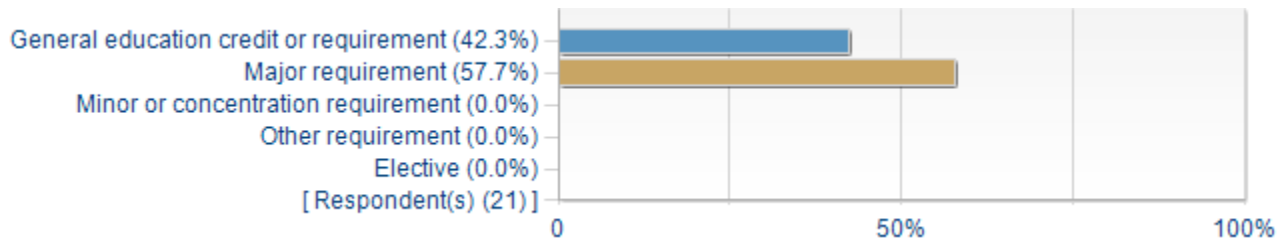
Question	Section	Department (MATH)	Overall
	Mean	Mean	Mean
Overall this instructor is an effective teacher.	4.7	4.2	4.4
Mean	4.7	4.2	4.4

Overall, this is a good course.

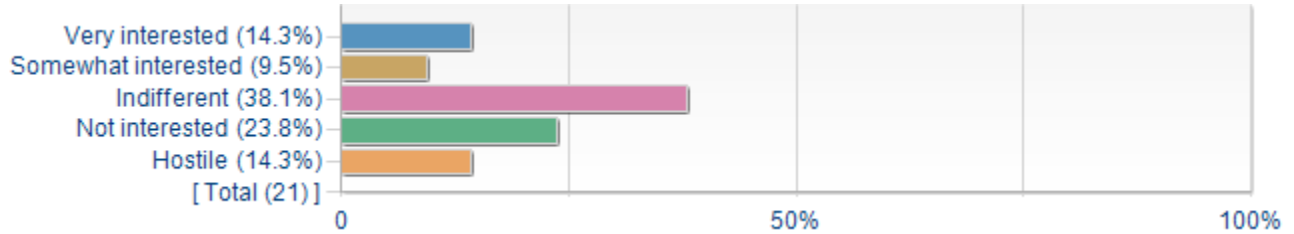


Question	Section	Department (MATH)	Overall
	Mean	Mean	Mean
Overall, this is a good course.	4.4	4.0	4.3
Mean	4.4	4.0	4.3

Reason for taking this course:

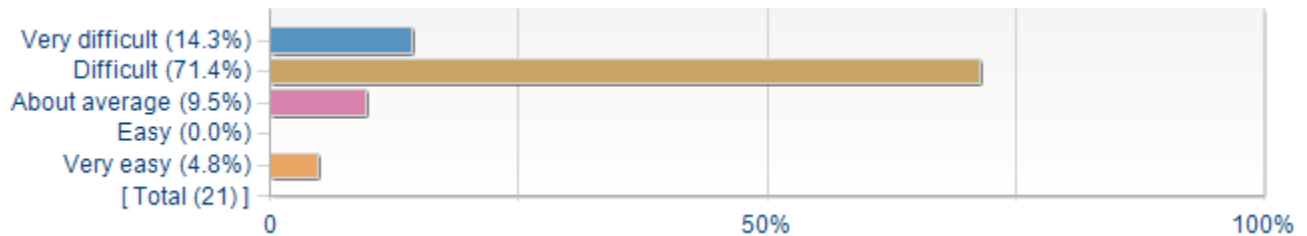


Before enrolling in this course, how much interest did you have in taking it?



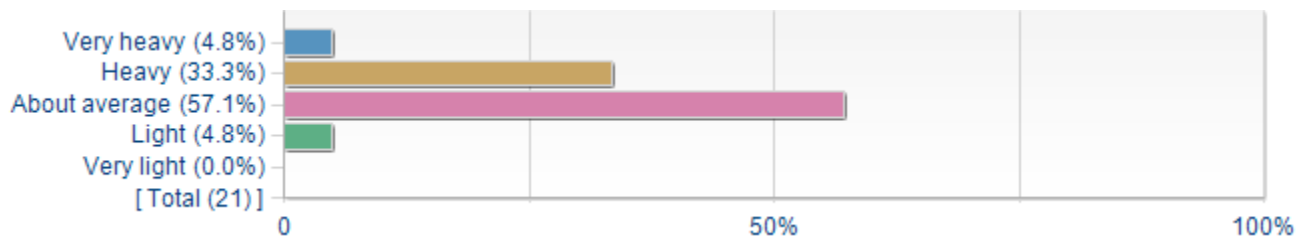
Question	Section	Department (MATH)	Overall
	Mean	Mean	Mean
Before enrolling in this course, how much interest did you have in taking it?	3.1	3.0	2.2
Mean	3.1	3.0	2.2

How difficult did you find this course?



Question	Section	Department (MATH)	Overall
	Mean	Mean	Mean
How difficult did you find this course?	2.1	2.3	2.6
Mean	2.1	2.3	2.6

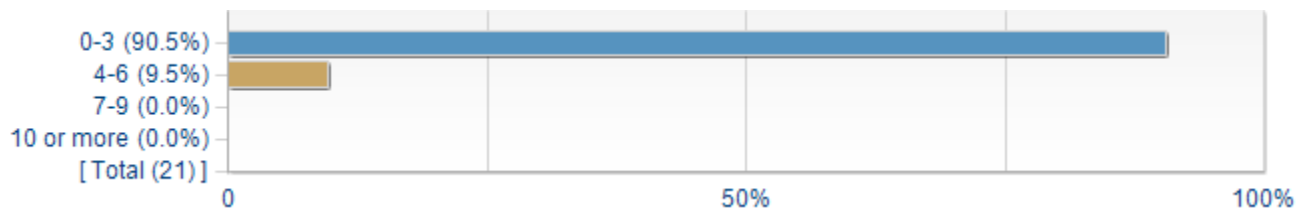
The workload for this course was:



Question	Section	Department (MATH)	Overall
	Mean	Mean	Mean
The workload for this course was:	2.6	2.7	2.9

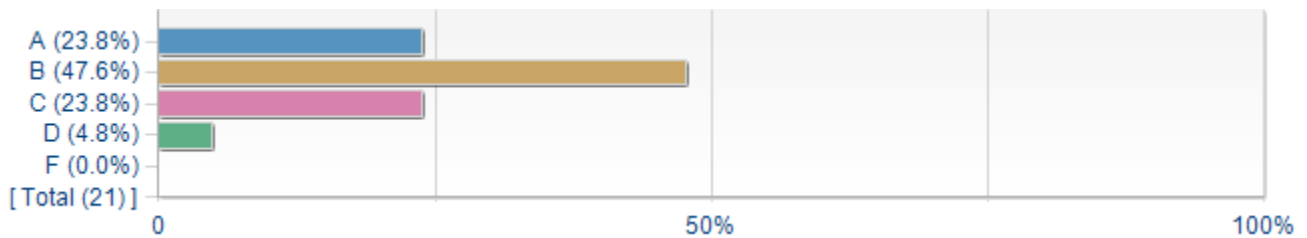
	Mean	2.6	2.7	2.9
--	-------------	-----	-----	-----

How many classes (excused and unexcused) have you missed in this course?



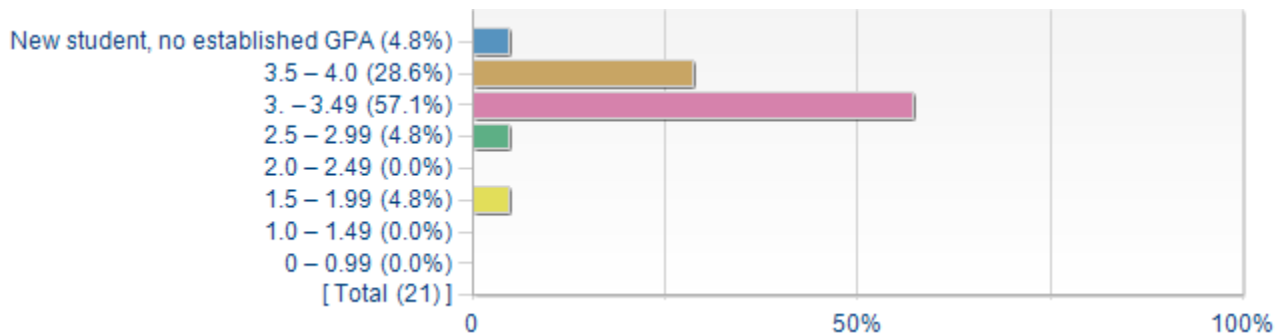
Question	Section	Department (MATH)	Overall
	Mean	Mean	Mean
How many classes (excused and unexcused) have you missed in this course?	1.1	1.1	1.1
Mean	1.1	1.1	1.1

Expected grade in this course:



Question	Section	Department (MATH)	Overall
	Mean	Mean	Mean
Expected grade in this course:	2.1	2.1	1.7
Mean	2.1	2.1	1.7

Your overall GPA:



Question	Section	Department (MATH)	Overall
	Mean	Mean	Mean
Your overall GPA:	2.8	2.9	3.0
Mean	2.8	2.9	3.0

**Individual Report (Numerical Ratings Only)
for MATH 295-01: Intro to Abstract Mathematics (Justin Webster)**

College of Charleston Course-Instructor Evaluations (Spring 2016)

Project Audience 10
Responses Received 8
Response Ratio 80.0%

Creation Date Mon, May 02, 2016

MATH 295-01: Intro to Abstract Mathematics for (Justin Webster)

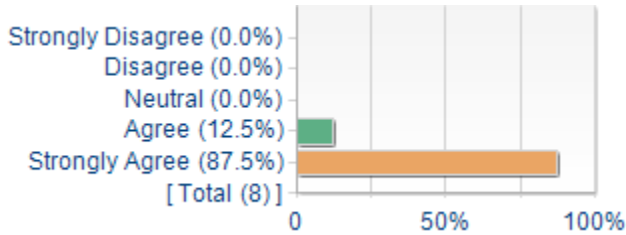
College of Charleston Course-Instructor Evaluations (Spring 2016)	
Raters	Section
Responded	8
Invited	10
Response Ratio	80.0%

Summary

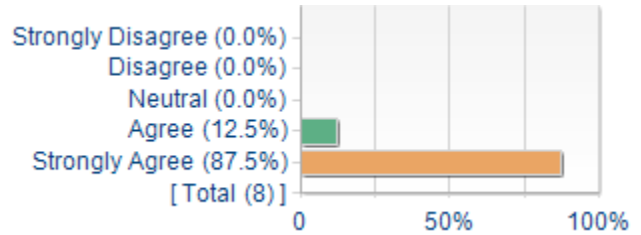
Question	Section			Department (MATH)			Overall		
	Mean	Median	Standard Deviation	Mean	Median	Standard Deviation	Mean	Median	Standard Deviation
Course materials were well-prepared and carefully explained.	4.9	5.0	0.4	4.2	4.0	0.9	4.3	5.0	0.9
Course objectives were clearly stated and pursued.	4.9	5.0	0.4	4.2	4.0	0.9	4.3	5.0	0.9
Assignments, tests, and written work in the course reflected the content and emphasis of the course.	4.9	5.0	0.4	4.3	4.0	0.9	4.4	5.0	0.8
Required readings/texts were valuable.	4.9	5.0	0.4	4.0	4.0	1.0	4.2	4.0	1.0
Methods used for evaluating student work were fair and appropriate.	5.0	5.0	0.0	4.3	4.0	0.9	4.3	5.0	0.9
Feedback on graded assignments was valuable.	5.0	5.0	0.0	4.2	4.0	0.9	4.2	4.0	1.0
I found this course intellectually challenging and stimulating.	5.0	5.0	0.0	4.2	4.0	0.9	4.2	4.0	0.9
I have developed my skills and knowledge.	5.0	5.0	0.0	4.1	4.0	1.0	4.3	4.0	0.9
Students were encouraged to share knowledge and ideas.	5.0	5.0	0.0	4.0	4.0	1.0	4.3	5.0	0.9
This course increased my interest in the subject.	4.9	5.0	0.4	3.3	3.0	1.3	4.0	4.0	1.2
The instructor showed enthusiasm for teaching the subject.	5.0	5.0	0.0	4.4	5.0	0.8	4.6	5.0	0.7
The instructor showed interest in the learning and development of the students.	5.0	5.0	0.0	4.4	5.0	0.9	4.5	5.0	0.8
The instructor was adequately accessible to students during office hours or after class.	5.0	5.0	0.0	4.4	5.0	0.9	4.4	5.0	0.8
Overall this instructor is an effective teacher.	5.0	5.0	0.0	4.2	4.0	1.0	4.4	5.0	0.9
Overall, this is a good course.	5.0	5.0	0.0	4.0	4.0	1.1	4.2	4.0	0.9

Organization

1. Course materials were well-prepared and carefully explained.

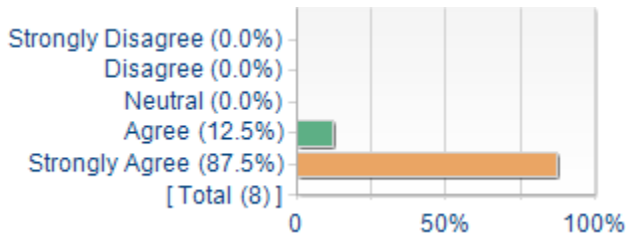


2. Course objectives were clearly stated and pursued.

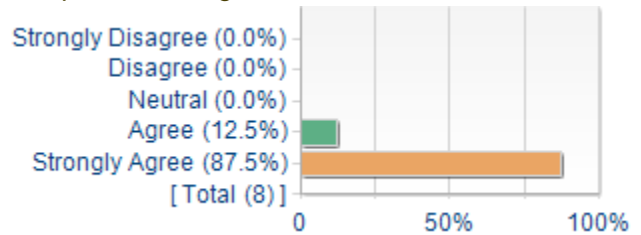


Assignments

1. Assignments, tests, and written work in the course reflected the content and emphasis of the course.

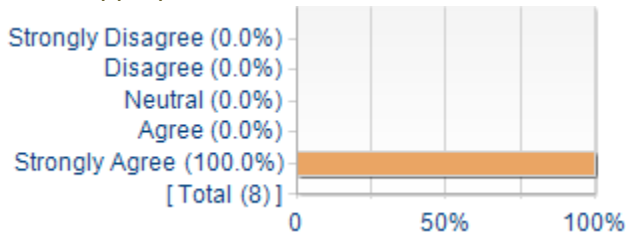


2. Required readings/texts were valuable.

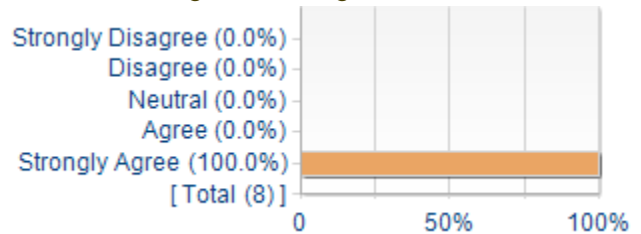


Grading

1. Methods used for evaluating student work were fair and appropriate.

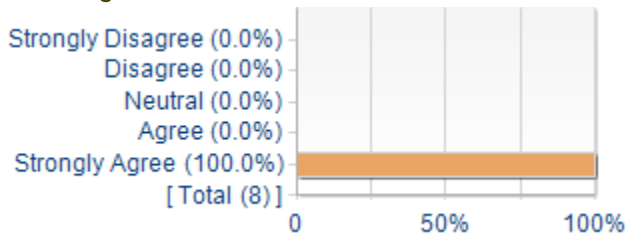


2. Feedback on graded assignments was valuable.

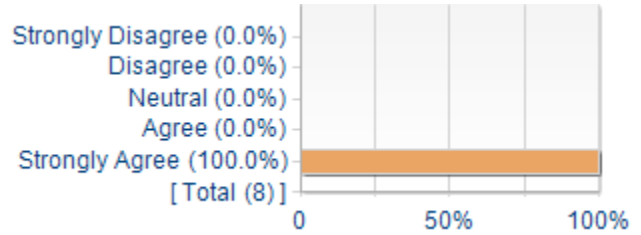


Learning

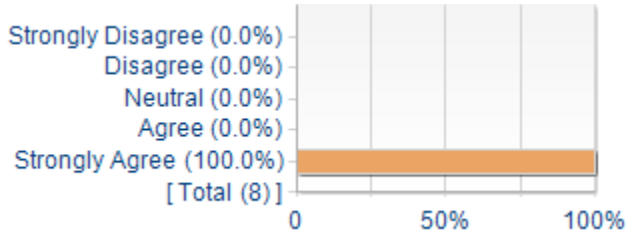
1. I found this course intellectually challenging and stimulating.



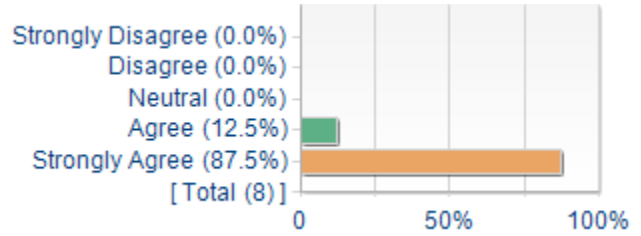
2. I have developed my skills and knowledge.



3. Students were encouraged to share knowledge and ideas.

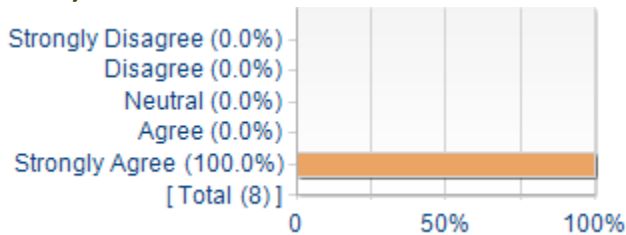


4. This course increased my interest in the subject.

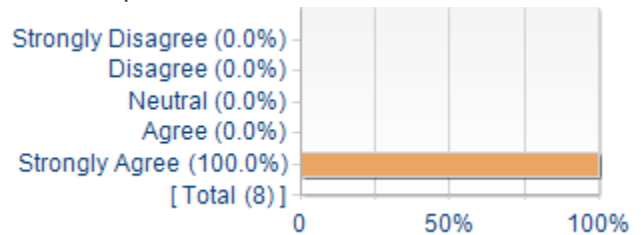


Instructor

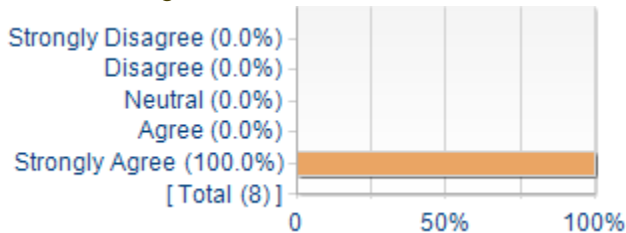
1. The instructor showed enthusiasm for teaching the subject.



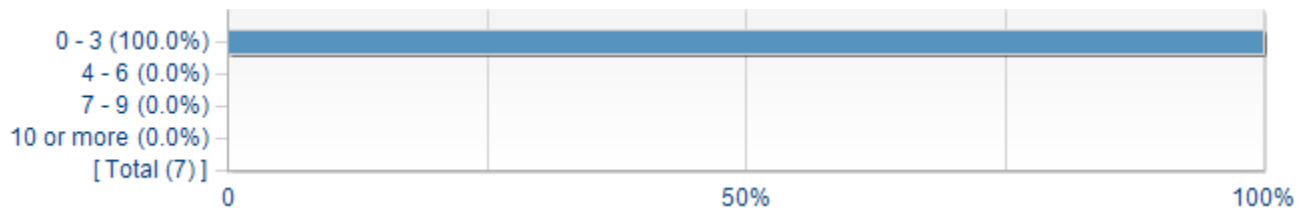
2. The instructor showed interest in the learning and development of the students.



3. The instructor was adequately accessible to students during office hours or after class.

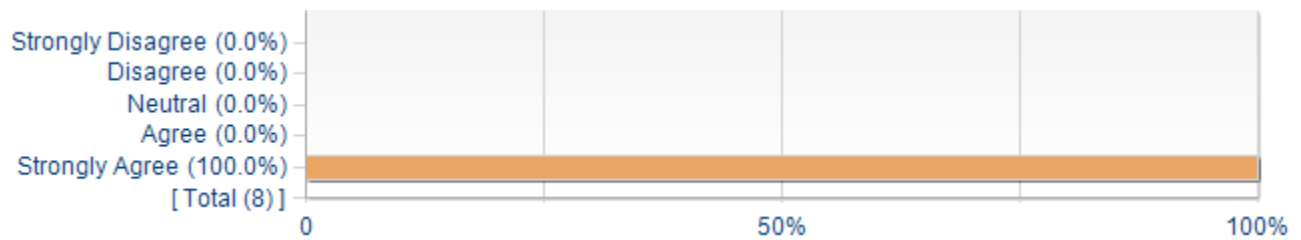


How many classes has the professor missed in this course?



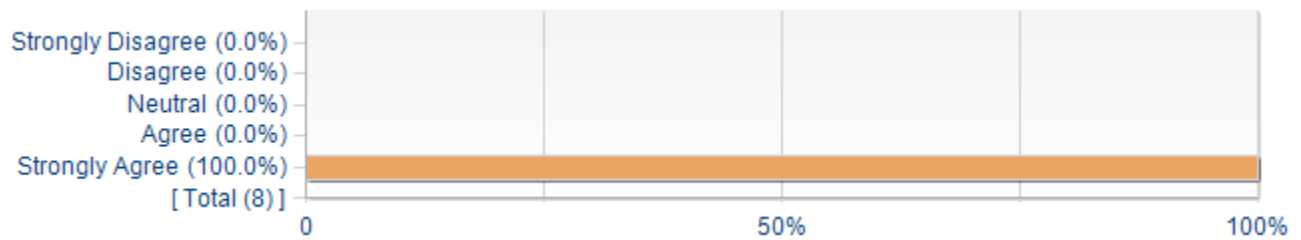
Question	Section	Department (MATH)	Overall
	Mean	Mean	Mean
How many classes has the professor missed in this course?	1.0	1.1	1.0
Mean	1.0	1.1	1.0

Overall this instructor is an effective teacher.



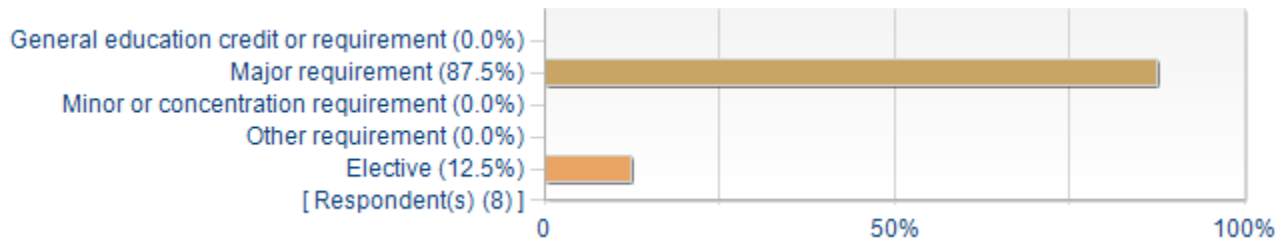
Question	Section	Department (MATH)	Overall
	Mean	Mean	Mean
Overall this instructor is an effective teacher.	5.0	4.2	4.4
Mean	5.0	4.2	4.4

Overall, this is a good course.

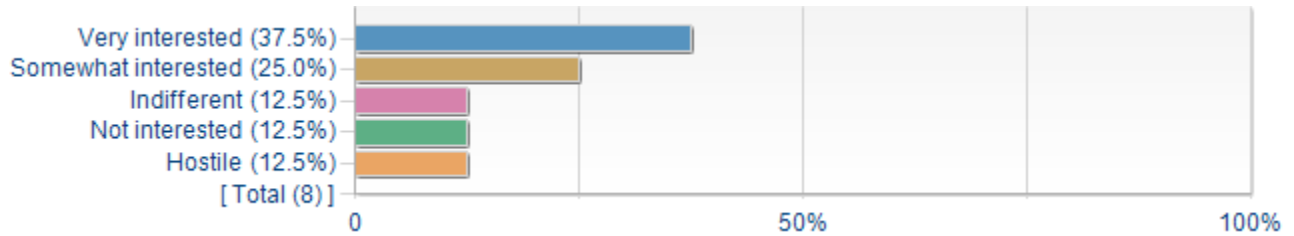


Question	Section	Department (MATH)	Overall
	Mean	Mean	Mean
Overall, this is a good course.	5.0	4.0	4.3
Mean	5.0	4.0	4.3

Reason for taking this course:

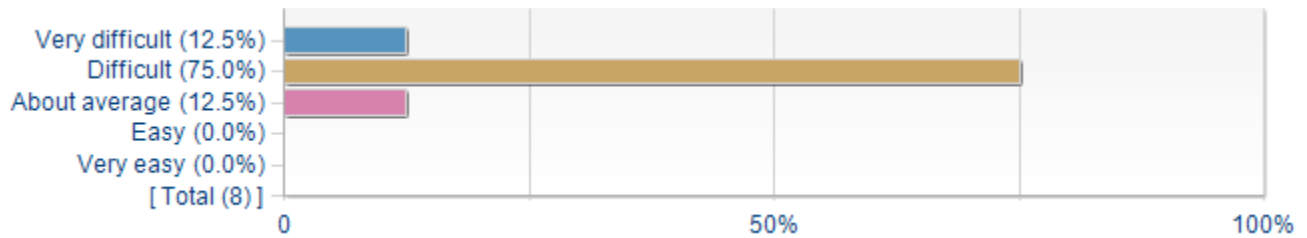


Before enrolling in this course, how much interest did you have in taking it?




Question	Section	Department (MATH)	Overall
	Mean	Mean	Mean
Before enrolling in this course, how much interest did you have in taking it?	2.4	3.0	2.2
Mean	2.4	3.0	2.2

How difficult did you find this course?



Question	Section	Department (MATH)	Overall
	Mean	Mean	Mean
How difficult did you find this course?	2.0	2.3	2.6
Mean	2.0	2.3	2.6

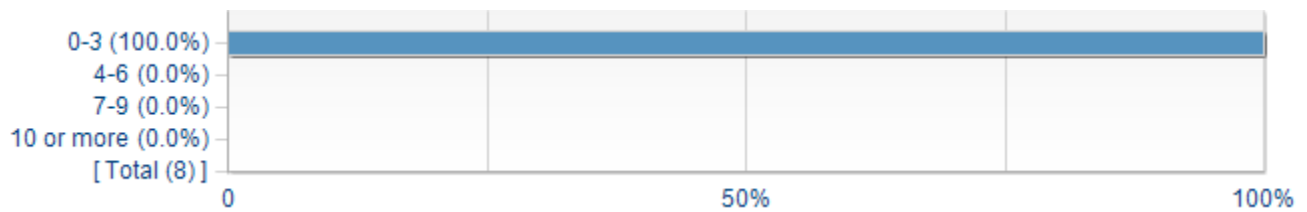
The workload for this course was:



Question	Section	Department (MATH)	Overall
	Mean	Mean	Mean
The workload for this course was:	2.0	2.7	2.9

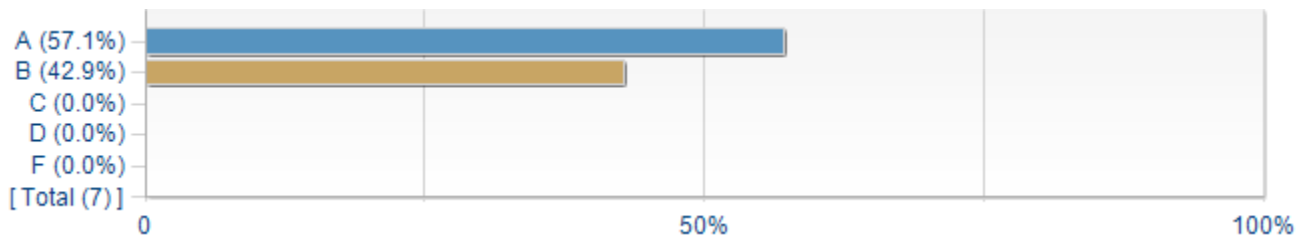
	Mean	2.0	2.7	2.9
--	-------------	-----	-----	-----

How many classes (excused and unexcused) have you missed in this course?



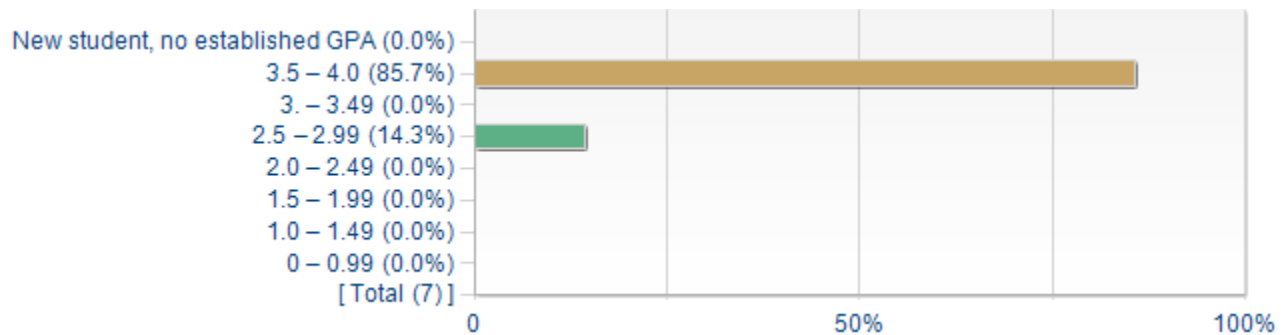
Question	Section	Department (MATH)	Overall
	Mean	Mean	Mean
How many classes (excused and unexcused) have you missed in this course?	1.0	1.1	1.1
Mean	1.0	1.1	1.1

Expected grade in this course:



Question	Section	Department (MATH)	Overall
	Mean	Mean	Mean
Expected grade in this course:	1.4	2.1	1.7
Mean	1.4	2.1	1.7

Your overall GPA:



Question	Section	Department (MATH)	Overall
	Mean	Mean	Mean
Your overall GPA:	2.3	2.9	3.0
Mean	2.3	2.9	3.0